










Conveyor Chains General Catalogue







810 • 812 • 815 • 815 Plus

		p. 2
		p. 48, 49, 50, 51, 78, 79, 80, 83, 84
		N/A





815 Plus Optical

		p. 3
		p. 48, 49, 50, 51
		N/A





815 Plus Narrow

		p. 3
		p. 72
		N/A





815 TAB • 815 Plus TAB

		p. 4
		p. 54, 55
		N/A





8157 Plus

		p. 4
		p. 63, 64, 65, 66, 81, 82
		N/A




800 • 802 • 805 • 805 Plus

		p. 5
		p. 56, 57, 58, 59, 60, 80, 85, 86
		N/A





512

		p. 5
		p. 71, 78, 79, 80
		N/A


881 Plus M

		p. 6
		p. 48, 49, 50, 78, 79, 80, 83, 84
		p. 100

881 Plus M Optical

		p. 6
		p. 78, 79, 80, 83, 84
		p. 100

881 TAB

		p. 7
		p. 54, 55, 79
		p. 88, 89





881 BEVEL

		p. 7
		p. 54, 55, 78, 79, 80, 83, 84
		p. 88, 89

8811 TAB R

		p. 8
		p. 54, 55
		p. 88, 89

8857 Plus M

		p. 8
		p. 63, 64, 65, 66, 81, 82
		p. 101



820

		p. 10
		p. 51, 52, 53, 78, 79, 80, 83, 84
		N/A





828

		p. 10
		p. 61, 62, 63, 78, 79, 80, 83, 84
		N/A




831

		p. 11
		p. 51, 52, 53, 78, 79, 80, 83, 84
		N/A


900

		p. 11
		p. 72, 78, 79, 80, 83, 84
		N/A

821

		p. 12
		p. 56, 57, 58, 59, 60, 81
		N/A

8257



p. 12

p. 69, 70, 71,
79, 81

N/A

440 TAB



p. 13

p. 60

N/A

879 M




p. 13

p. 61, 62, 63, 78,
79, 80, 83, 84

p. 100

879 TAB • TAB R



p. 14

p. 61, 62, 63, 79

p. 88, 89, 97

879 BEVEL




p. 14

p. 61, 62, 63

p. 88, 89

879 TAB Safety Finger




p. 15

p. 61, 62, 63

N/A

879 TAB Safety




p. 15

p. 61, 62, 63

N/A

889 TAB RT




p. 16

p. 68

N/A

880 M



p. 17

p. 61, 62, 63, 78,
79, 80

p. 100

880 TAB • TAB R



p. 17

p. 61, 62, 63, 79

p. 88, 89, 97

880 TAB RT




p. 18

p. 61, 62, 63

N/A

880 Super Flex



p. 18

p. 61, 62, 63

N/A

880 BEVEL



p. 19

p. 61, 62, 63, 78,
79, 80, 83, 84

p. 88, 89

887 TAB



p. 19

p. 61, 62, 63, 79

p. 88, 89

882 M



p. 20

p. 69, 70, 71,
81, 82

p. 101, 102

882 TAB



p. 20

p. 69, 70, 71, 80,
85, 86

p. 90

882 TAB SC



p. 21

p. 69, 70, 71, 80,
85, 86

N/A

882 TAB RT



p. 21

p. 69, 70, 71, 80,
85, 86

p. 90

7253 TAB


p. 22



p. 66, 67, 68, 79



p. 88, 89

253 FT M


p. 23



N/A



p. 103

255 FT M


p. 23



N/A



p. 103

253 FT TAB


p. 24



N/A



p. 88, 89

255 FT TAB


p. 24



N/A



p. 88, 89

253 FT BEVEL


p. 25



N/A



N/A

253 FG M


p. 25



N/A



p. 103

821 LBP


p. 26



p. 56, 57, 58, 59,
60, 81



N/A

8257 LBP


p. 26



p. 69, 70, 71



N/A

882 M LBP


p. 27



p. 69, 70, 71,
81, 82



p. 102

882 TAB LBP


p. 27



p. 69, 70, 71, 80,
85, 86



p. 90

843 SK


p. 28



p. 73



N/A

863 TAB


p. 28



p. 73



N/A

863


p. 29



p. 73



N/A

963


p. 29



p. 73



N/A

1843 TAB


p. 30



p. 73



N/A

1873 TAB


p. 30



p. 73



p. 96

3873 TAB


p. 31



p. 73



N/A

1843 Grip G3

		p. 32
		p. 73
		N/A

1873 Grip G3

		p. 32
		p. 73
		p. 96

1873 Grip G4

		p. 33
		p. 73
		p. 96

1873 Grip G4L

		p. 33
		p. 73
		p. 96

1873 Grip D

		p. 34
		p. 73
		p. 96

879 TAB R G4

		p. 34
		p. 61, 62, 63
		N/A

NH78

		p. 35
		p. 74
		N/A

3200

		p. 35
		p. 74
		N/A

3200 TAB

		p. 36
		p. 74
		N/A

2500

		p. 36
		p. 75
		N/A

2600 TAB C

		p. 37
		p. 76
		p. 95

2600 C

		p. 37
		p. 76
		p. 94

2600 TAB O

		p. 38
		p. 76
		p. 95

2600 O

		p. 38
		p. 76
		p. 94

2600 HM

		p. 39
		p. 76
		N/A

2700

		p. 39
		p. 75
		N/A





1400 TAB

		p. 40
		p. 77
		N/A





1400

		p. 40
		p. 77
		N/A





2800 TAB

		p. 41
		p. 77
		N/A

2800

		p. 41
		p. 77
		N/A

1700

		p. 42
		p. 78
		p. 91

1700 Finger Protection

		p. 42
		p. 78
		N/A

1701 TAB • TAB R

		p. 43
		p. 78
		p. 92





1701

		p. 43
		p. 78
		p. 92





1702

		p. 44
		p. 78
		p. 93





1702 M

		p. 44
		p. 78
		N/A




1703

		p. 45
		p. 78
		N/A

1704

		p. 45
		p. 78
		N/A

1705

		p. 46
		p. 78
		N/A

1706

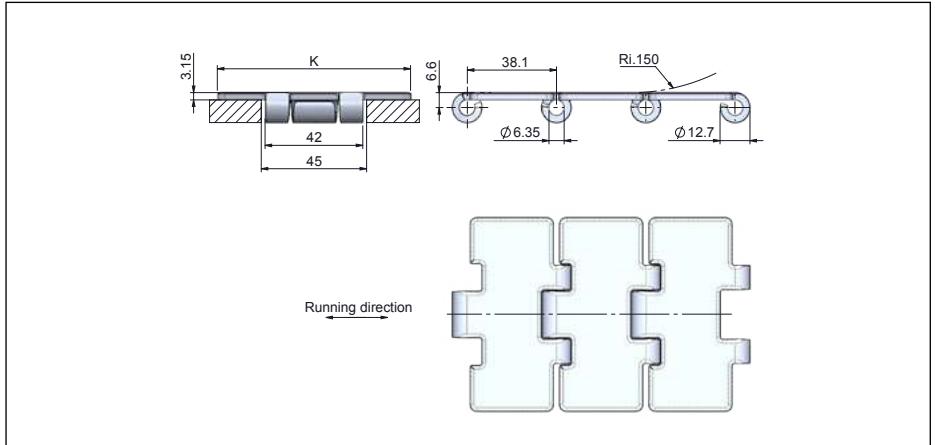
		p. 46
		p. 78
		N/A



Steel chains

810 • 812 • 815 • 815 Plus

STEEL CHAINS

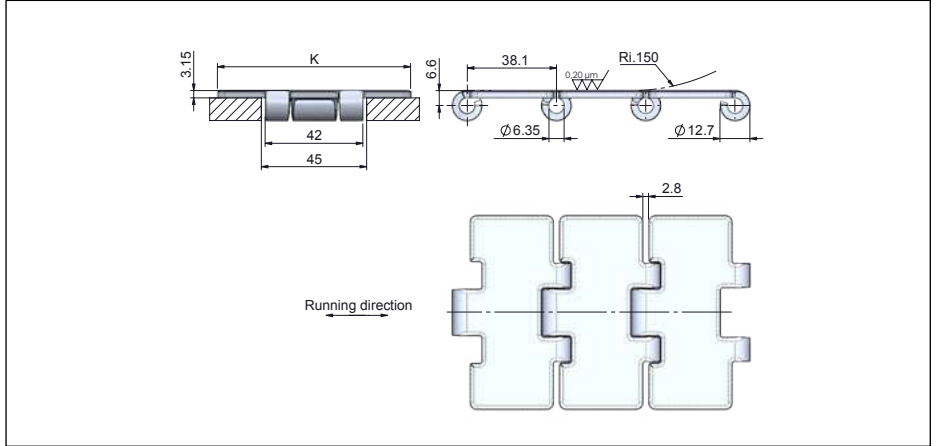



Specifications	
Pitch	38.1 mm (1.5 in.)
Backflex radius	150 mm (6 in.)
Permissible tensile strength	SS420: 5500 N (1236 lbf).
Standard length	1 Box: 80 links ~ 3.05 m (10 ft).
Materials info	See Uni material and color overview
Related products	
Sprockets	p. 48, 49, 50, 51, 78, 79, 80, 83, 84
Curves	N/A

Series	Width (K)		Material	Weight	
	mm	inch		Kg/m	lb/ft
810 K225	57.1	2.25	●	2.18	1.46
810 K250	63.5	2.50	●	2.28	1.52
810 K300	76.2	3.00	●	2.59	1.73
810 K325	82.5	3.25	●	2.65	1.77
810 K350	88.9	3.50	●	2.7	1.8
810 K400	101.6	4.00	●	3.2	2.13
810 K450	114.3	4.50	●	3.4	2.27
810 K600	152.4	6.00	●	4.4	2.93
810 K750	190.5	7.50	●	5.1	3.40
812 K225	57.1	2.25	●	2.18	1.46
812 K250	63.5	2.50	●	2.28	1.52
812 K325*	82.5	3.25	●	2.65	1.77
812 K400	101.6	4.00	●	3.2	2.13
812 K450*	114.3	4.50	●	3.4	2.27
812 K600*	152.4	6.00	●	4.4	2.93
812 K750*	190.5	7.50	●	5.1	3.40
815 K250	63.5	2.50	○	2.28	1.52
815 K300	76.2	3.00	○	2.59	1.73
815 K325*	82.5	3.25	○	2.65	1.77
815 K330	83.8	3.30	○	2.68	1.79
815 K350	88.9	3.50	○	2.7	1.8
815 K400	101.6	4.00	○	3.2	2.13
815 K450*	114.3	4.50	○	3.4	2.27
815 K500	127	5.00	○	3.5	2.33
815 K600*	152.4	6.00	○	4.4	2.93
815 K750*	190.5	7.50	○	5.1	3.40
815 P K250	63.5	2.50	●	2.28	1.52
815 P K300	76.2	3.00	○	2.59	1.73
815 P K325*	82.5	3.25	●	2.65	1.77
815 P K330	83.8	3.30	○	2.68	1.79
815 P K350	88.9	3.50	●	2.7	1.8
815 P K400	101.6	4.00	○	3.2	2.13
815 P K450*	114.3	4.50	●	3.4	2.27
815 P K500	127	5.00	○	3.5	2.33
815 P K600*	152.4	6.00	●	4.4	2.93
815 P K750*	190.5	7.50	○	5.1	3.40

Pin material: austenitic or ferritic | ○ SS304 | ● SS420 | ● SS430 | ● S1045 | Caption color is not the material color
 All dimensions and weight are for chains in SS420 | Other materials on request | Side transfer chain variant on request
 *Rubber top surface available. refer to product data sheet for more information.

815 Plus Optical

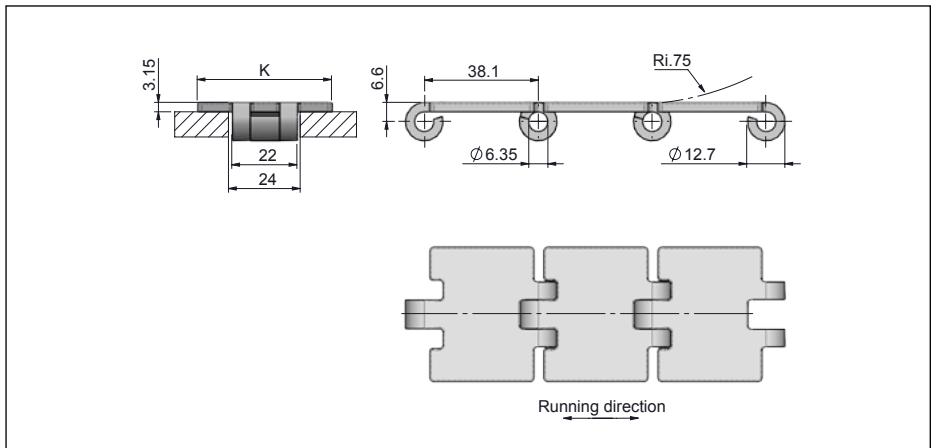


Specifications	
Pitch	38.1 mm (1.5 in).
Backflex radius	150 mm (6 in).
Permissible tensile strength	SS420: 5500 N (1236 lbf).
Standard length	1 Box: 80 links ~ 3.05 m (10 ft).
Materials info	See Uni material and color overview
Related products	
Sprockets	p. 48, 49, 50, 51
Curves	N/A

Series	Width (K)		Material	Weight		Rough.
	mm	inch		chain	Kg/m	
815 P O K325	82.5	3.25	●	2.65	1.77	0.2
815 P O K330	83.8	3.30	○	2.68	1.79	0.2

Pin material: austenitic or ferritic | ● SS420
Caption color is not the material color | All dimensions and weight are for chains in SS420 | Other materials on request

815 Plus Narrow

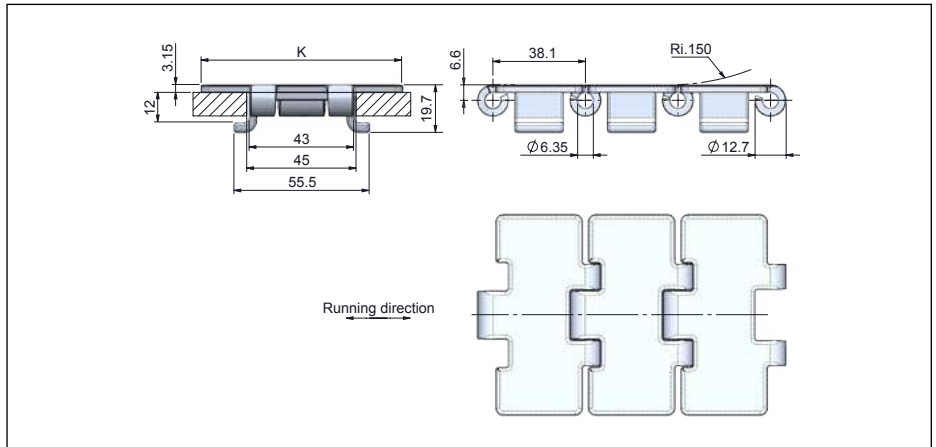



Specifications	
Pitch	38.1 mm (1.5 in).
Backflex radius	75 mm (3 in).
Permissible tensile strength	SS420: 2750 N (618 lbf).
Standard length	1 Box: 80 links ~ 3.05 m (10 ft).
Materials info	See Uni material and color overview
Related products	
Sprockets	p. 72
Curves	N/A

Series	Width (K)		Material	Weight	
	mm	inch		chain	Kg/m
815 P K125	32	1.25	●	1.10	0.73
815 P K175	45	1.75	○	1.30	0.87

Pin material: austenitic or ferritic | ● SS420
Caption color is not the material color | All dimensions and weight are for chains in SS420 | Other materials on request

815 TAB • 815 Plus TAB

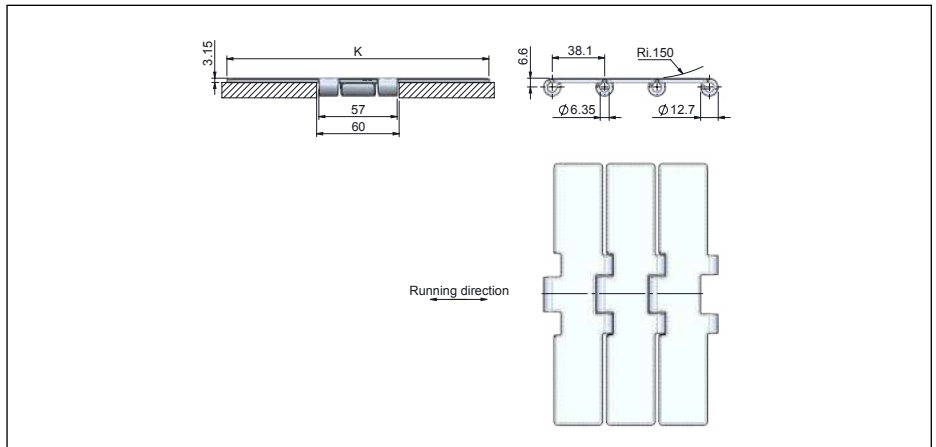



Specifications	
Pitch	38.1 mm (1.5 in).
Backflex radius	150 mm (6 in).
Permissible tensile strength	SS420: 5500 N (1236 lbf).
Standard length	1 Box: 80 links ~ 3.05 m (10 ft).
Materials info	See Uni material and color overview
Related products	
Sprockets	p. 54, 55
Curves	N/A

Series	Width (K)		Material	Weight	
	mm	inch		chain	Kg/m
815 TAB K325	82.5	3.25	○	3.27	2.18
815 TAB K450	114.3	4.50	○	4.02	2.68
815 TAB K750	190.5	7.50	○	5.72	3.81
815 P TAB K325	82.5	3.25	○	3.27	2.18
815 P TAB K450	114.3	4.50	●	4.02	2.68
815 P TAB K750	190.5	7.50	○	5.72	3.81

Pin material: austenitic or ferritic | ○ SS304 | ● SS420
Caption color is not the material color | All dimensions and weight are for chains in SS420 | Other materials on request

8157 Plus

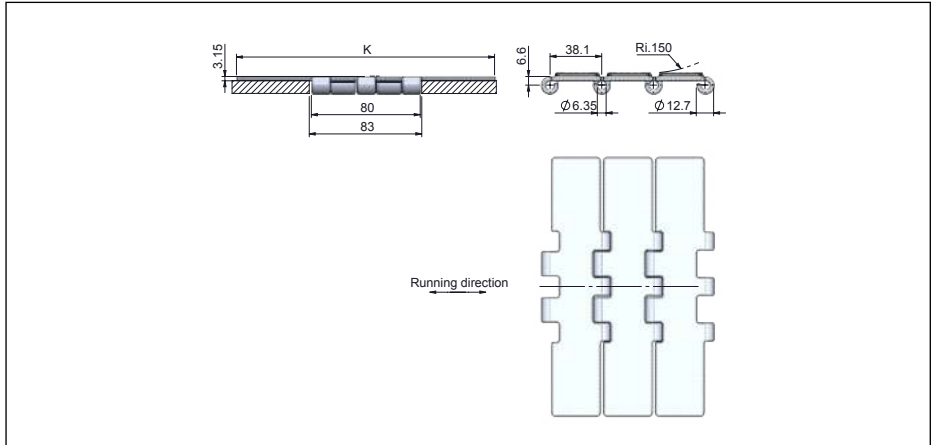



Specifications	
Pitch	38.1 mm (1.5 in).
Backflex radius	150 mm (6 in).
Permissible tensile strength	SS420: 7000 N (1573 lbf).
Standard length	1 Box: 80 links ~ 3.05 m (10 ft).
Materials info	See Uni material and color overview
Related products	
Sprockets	p. 63, 64, 65, 66, 81, 82
Curves	N/A

Series	Width (K)		Material	Weight	
	mm	inch		chain	Kg/m
8157 P K750*	190.5	7.50	●	5.89	3.93

Pin material: austenitic or ferritic | ● SS420
Caption color is not the material color | All dimensions and weight are for chains in SS420 | Other materials on request
*Rubber top surface available. refer to product data sheet for more information.

800 • 802 • 805 • 805 Plus

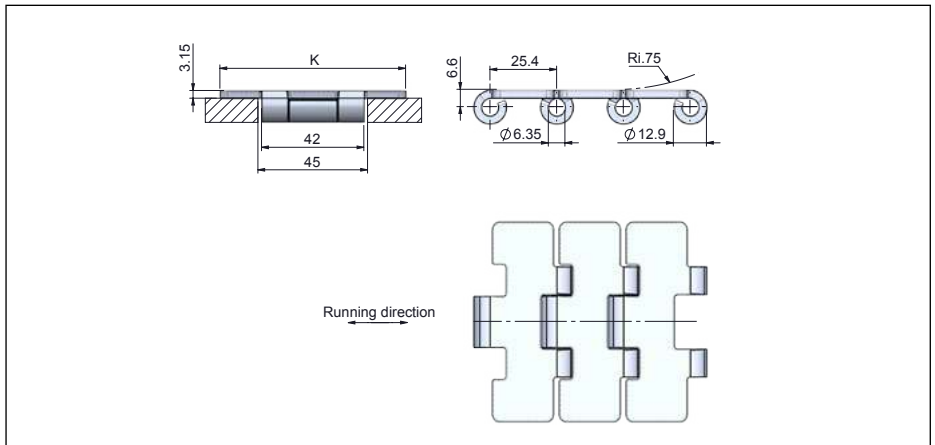


Specifications	
Pitch	38.1 mm (1.5 in).
Backflex radius	150 mm (6 in).
Permissible tensile strength	SS420: 7000 N (1573 lbf).
Standard length	1 Box: 80 links ~ 3.05 m (10 ft).
Materials info	See Uni material and color overview
Related products	
Sprockets	p. 56, 57, 58, 59, 60, 80, 85, 86
Curves	N/A

Series	Width (K)		Material	Weight	
	mm	inch		chain	Kg/m
800 K750	190.5	7.50	●	5.80	3.87
802 K750*	190.5	7.50	●	5.80	3.87
805 K590	150	5.90	○	4.93	3.29
805 K750	190.5	7.50	○	5.80	3.87
805 P K750*	190.5	7.50	●	5.80	3.87

Pin material: austenitic or ferritic | ○ SS304 | ● SS420 | ● SS430 | ● S1045
 Caption color is not the material color | All dimensions and weight are for chains in SS420 | Other materials on request
 *Rubber top surface available. refer to product data sheet for more information.

512

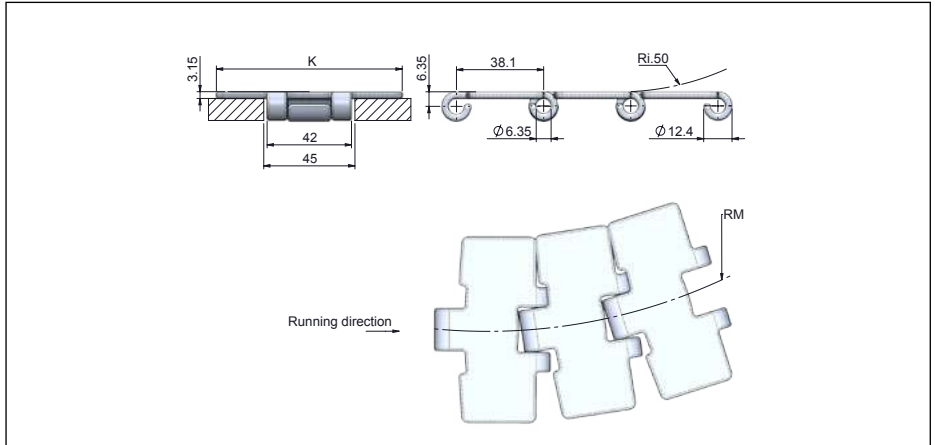


Specifications	
Pitch	25.4 mm (1 in).
Backflex radius	75 mm (3 in).
Permissible tensile strength	SS420: 4500 N (1011 lbf).
Standard length	1 Box: 120 links ~ 3.05 m (10 ft).
Materials info	See Uni material and color overview
Related products	
Sprockets	p. 71, 78, 79, 80
Curves	N/A

Series	Width (K)		Material	Weight	
	mm	inch		chain	Kg/m
512 K300	76.2	3.00	○●●	2.60	1.73
512 K325	82.5	3.25	○●●	2.80	1.87
512 K400	101.6	4.00	○●●	3.15	2.10

Pin material: austenitic or ferritic | ○ SS304 | ● SS420 | ● SS430
 Caption color is not the material color | All dimensions and weight are for chains in SS420 | Other materials on request

881 Plus M

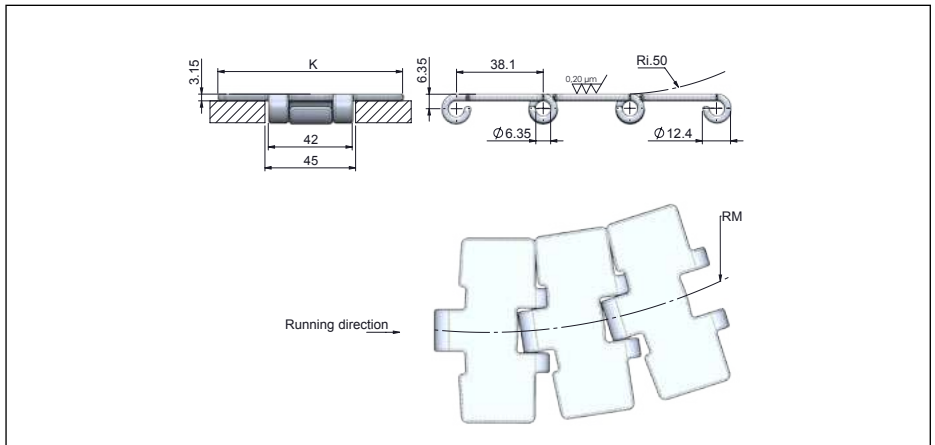


Specifications	
Pitch	38.1 mm (1.5 in).
Backflex radius	50 mm (2 in).
Permissible tensile strength	SS420: 6000 N (1348 lbf).
Standard length	1 Box: 80 links ~ 3.05 m (10 ft).
Materials info	See Uni material and color overview
Related products	
Sprockets	p. 48, 49, 50, 78, 79, 80, 83, 84
Curves	p. 100, 101

Series	Width (K)		Material	Weight		RM	
	mm	inch		Chain	Kg/m	lb/ft	mm
881 P M K325	82.5	3.25	●	2.55	1.7	457	18.00
881 P M K330	83.8	3.30	○	2.57	1.71	457	18.00
881 P M K450	114.3	4.50	●	2.7	1.8	500	19.70
881 P M K750	190.5	7.50	○	5.1	3.4	610	24.00

Pin material: austenitic or ferritic | ● SS420
Caption color is not the material color | All dimensions and weight are for chains in SS420 | Other materials on request

881 Plus M Optical

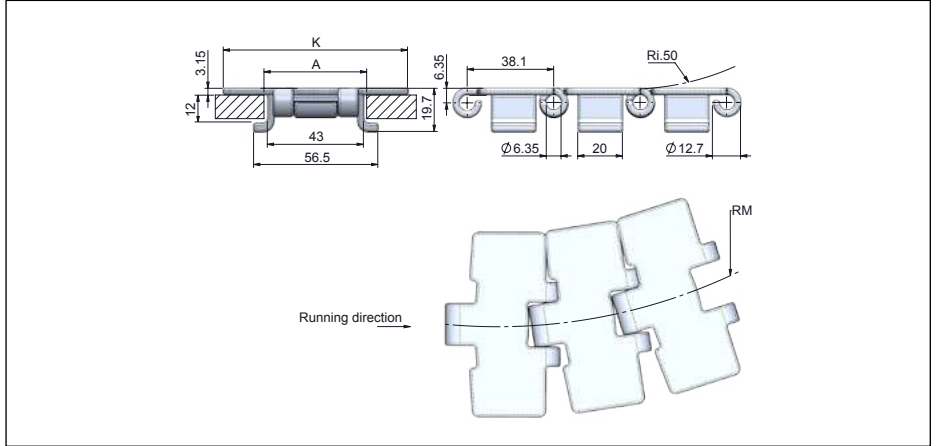



Specifications	
Pitch	38.1 mm (1.5 in).
Backflex radius	50 mm (2 in).
Permissible tensile strength	SS420: 6000 N (1348 lbf).
Standard length	1 Box: 80 links ~ 3.05 m (10 ft).
Materials info	See Uni material and color overview
Related products	
Sprockets	p. 78, 79, 80, 83, 84
Curves	p. 100

Series	Width (K)		Material	Weight		RM		Rough.
	mm	inch		Chain	Kg/m	lb/ft	mm	
881 P M O K325	82.5	3.25	●	2.55	1.7	457	18.00	0.2
881 P M O K330	83.8	3.30	○	2.57	1.71	457	18.00	0.2
881 P M O K450	114.3	4.50	●	2.70	1.8	500	19.70	0.2

Pin material: austenitic or ferritic | ● SS420
Caption color is not the material color | All dimensions and weight are for chains in SS420 | Other materials on request

881 TAB

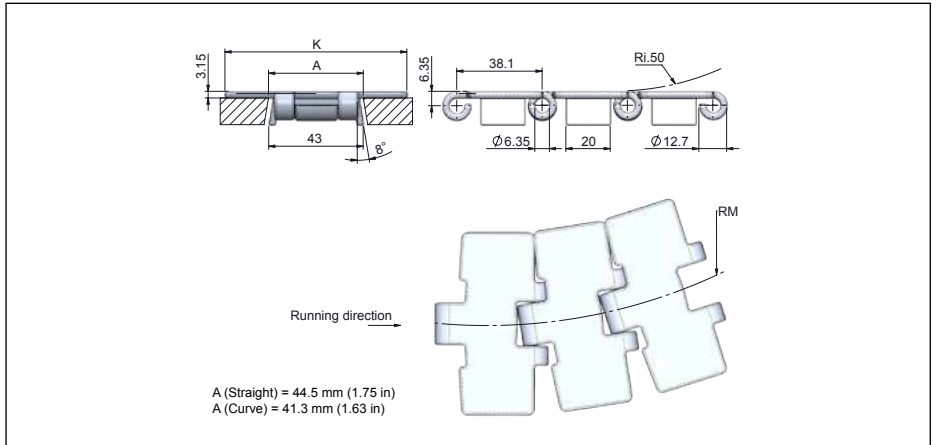


Specifications	
Pitch	38.1 mm (1.5 in).
Backflex radius	50 mm (2 in).
Permissible tensile strength	SS420: 6000 N (1348 lbf).
Standard length	1 Box: 80 links ~ 3.05 m (10 ft).
Materials info	See Uni material and color overview
Related products	
Sprockets	p. 54, 55, 79
Curves	p. 88, 89

Series	Width (K)		Material	Weight		RM	
	mm	inch		Chain	Kg/m	lb/ft	mm
881 TAB K325	82.5	3.25	○●●●	2.9	1.93	500	19.70
881 TAB K450	114.3	4.50	○●●●	3.6	2.4	500	19.70
881 TAB K750	190.5	7.50	○●●●	5.3	3.53	500	19.70

Pin material: austenitic or ferritic | ○ SS304 | ● SS420 | ● SS430 | ● S1045
 Caption color is not the material color | All dimensions and weight are for chains in SS420 | Other materials on request

881 BEVEL

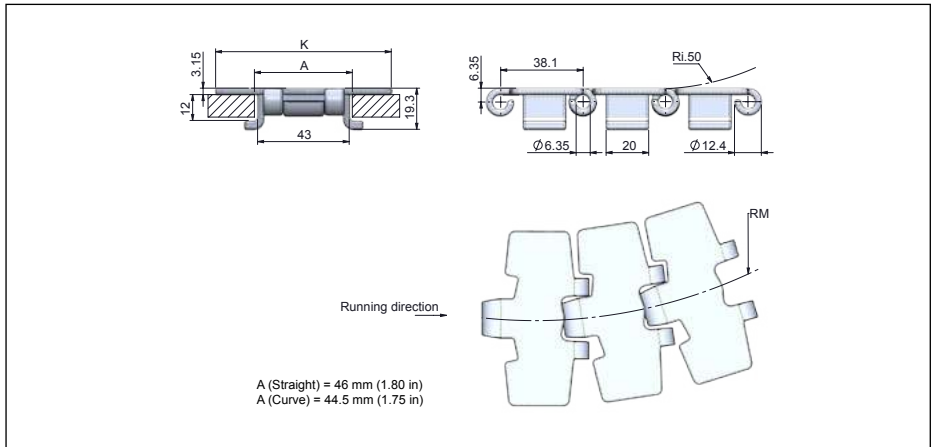


Specifications	
Pitch	38.1 mm (1.5 in).
Backflex radius	50 mm (2 in).
Permissible tensile strength	SS420: 6000 N (1348 lbf).
Standard length	1 Box: 80 links ~ 3.05 m (10 ft).
Materials info	See Uni material and color overview
Related products	
Sprockets	p. 54, 55, 78, 79, 80, 83, 84
Curves	p. 88, 89

Series	Width (K)		Material	Weight		RM	
	mm	inch		Chain	Kg/m	lb/ft	mm
881 K325	82.5	3.25	○●●●	2.9	1.93	500	19.70
881 K450	114.3	4.50	○●●●	3.6	2.4	500	19.70
881 K750	190.5	7.50	○●●●	5.3	3.53	500	19.70

Pin material: austenitic or ferritic | ○ SS304 | ● SS420 | ● SS430
 Caption color is not the material color | All dimensions and weight are for chains in SS420 | Other materials on request

8811 TAB R



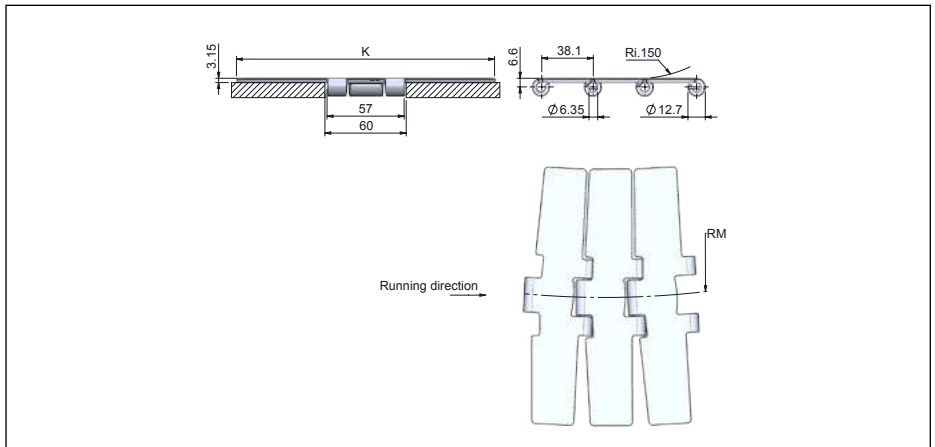
Specifications	
Pitch	38.1 mm (1.5 in).
Backflex radius	50 mm (2 in).
Permissible tensile strength	SS420: 6000 N (1348 lbf).
Standard length	1 Box: 80 links ~ 3.05 m (10 ft).
Materials info	See Uni material and color overview

Related products	
Sprockets	p. 54, 55
Curves	p. 88, 89

Series	Width (K)		Material	Weight		RM	
	mm	inch		Chain	Kg/m	lb/ft	mm
8811 TAB R K325	82.5	3.25	○●●●	2.79	1.86	200	18

Pin material: austenitic or ferritic | ○ SS304 | ● SS420 | ● SS430 | ● S1045
Caption color is not the material color | All dimensions and weight are for chains in SS420 | Other materials on request

8857 Plus M



Specifications	
Pitch	38.1 mm (1.5 in).
Backflex radius	150 mm (6 in).
Permissible tensile strength	SS420: 7000 N (1573 lbf).
Standard length	1 Box: 80 links ~ 3.05 m (10 ft).
Materials info	See Uni material and color overview

Related products	
Sprockets	p. 63, 64, 65, 66, 81, 82
Curves	p. 101

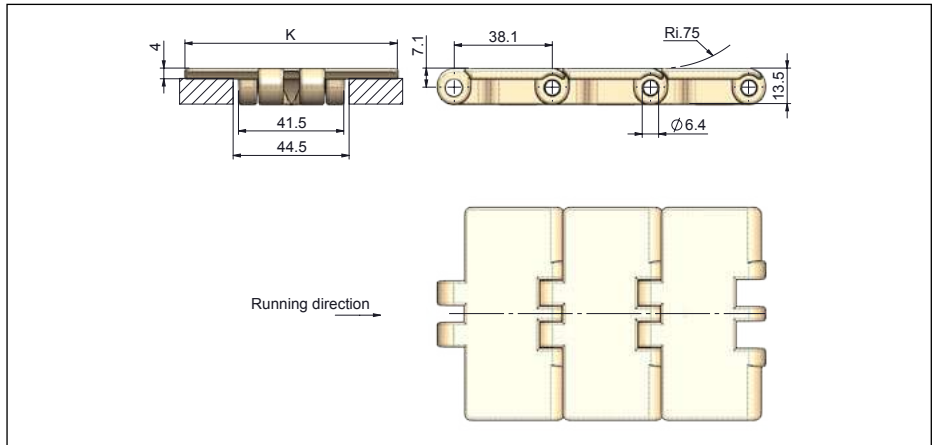
Series	Width (K)		Material	Weight		RM	
	mm	inch		Chain	Kg/m	lb/ft	mm
8857 P M	190.5	7.50	●	5.28	3.52	750	18

Pin material: austenitic or ferritic | ● SS420
Caption color is not the material color | All dimensions and weight are for chains in SS420 | Other materials on request



Plastic chains

820

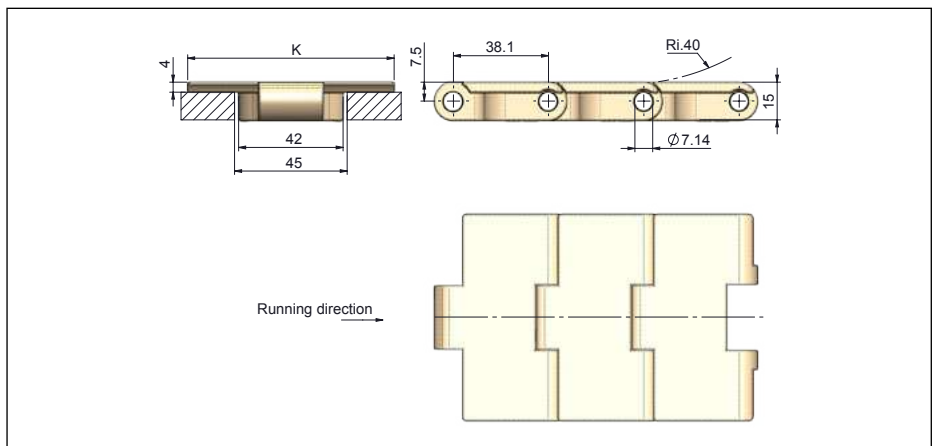


Specifications	
Pitch	38.1 mm (1.5 in).
Backflex radius	75 mm (3 in).
Permissible tensile strength	POM: 2000 N (450 lbf).
Standard length	1 Box: 80 links ~ 3.05 m (10 ft).
Materials info	See Uni material and color overview
Related products	
Sprockets	p. 51, 52, 53, 78, 79, 80, 83, 84
Curves	N/A

Series	Width (K)		Material	Weight	
	mm	inch		Kg/m	lb/ft
820 K250	63.5	2.50	■	0.7	0.50
820 K325*	82.6	3.25	□ ■ ■ ■ ■ ■	0.9	0.57
820 K330	83.8	3.30	■	0.9	0.60
820 K350*	88.9	3.50	■	0.9	0.61
820 K400*	101.6	4.00	□ ■	1	0.64
820 K450*	114.3	4.50	□ ■	1	0.69
820 K600*	152.4	6.00	□ ■	1.3	0.84
820 K750*	190.5	7.50	□ ■ ■	1.5	0.99

Pin material: austenitic | □ POM-D | □ POM-DK | ■ POM-LF | ■ POM-SLF | ■ PP-AR | ■ POM-EC
 Caption color is not the material color | All dimensions and weight are for chains in POM | Other materials on request
 *Rubber top surface available. refer to product data sheet for more information.

828

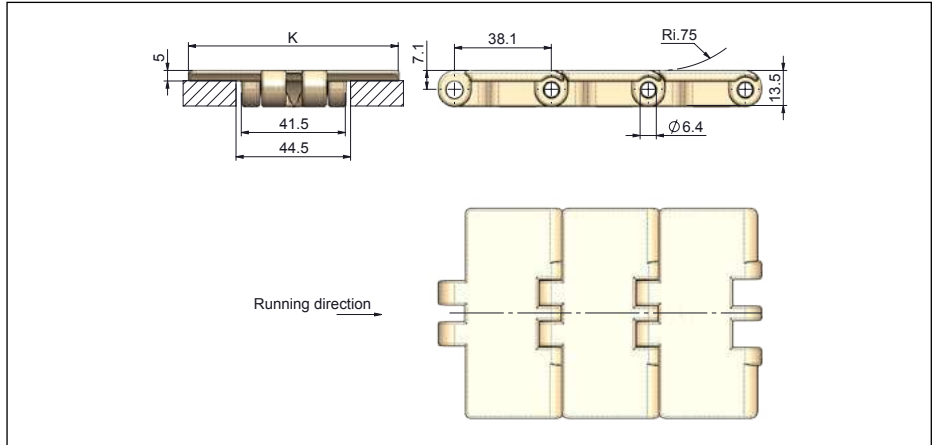


Specifications	
Pitch	38.1 mm (1.5 in).
Backflex radius	40 mm (1.57 in).
Permissible tensile strength	POM: 2150 N (483 lbf).
Standard length	1 Box: 80 links ~ 3.05 m (10 ft).
Materials info	See Uni material and color overview
Related products	
Sprockets	p. 61, 62, 63, 78, 79, 80, 83, 84
Curves	N/A

Series	Width (K)		Material	Weight	
	mm	inch		Kg/m	lb/ft
828 K325	82.5	3.25	□ ■	1.01	0.67
828 K330	83.8	3.30	□ ■	1.02	0.68

Pin material: austenitic | □ POM-DK | ■ POM-LF
 Caption color is not the material color | All dimensions and weight are for chains in POM | Other materials on request

831

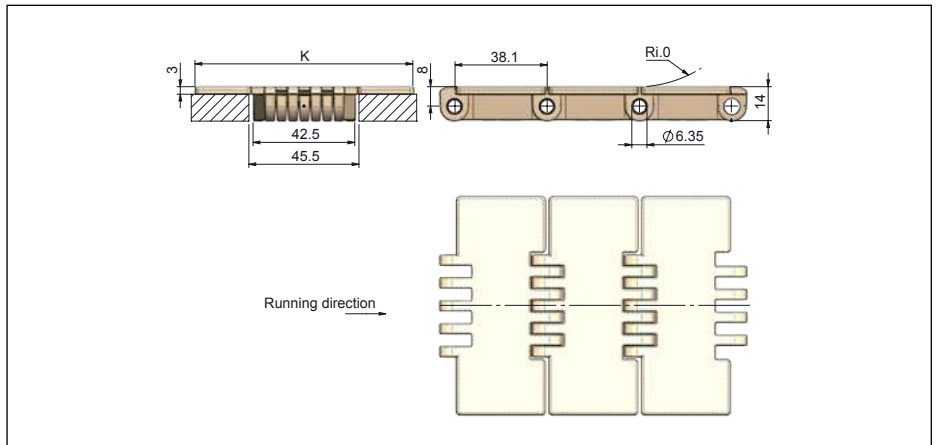



Specifications	
Pitch	38.1 mm (1.5 in).
Backflex radius	75 mm (3 in).
Permissible tensile strength	POM: 2000 N (450 lbf).
Standard length	1 Box: 80 links ~ 3.05 m (10 ft).
Materials info	See Uni material and color overview
Related products	
Sprockets	p. 51, 52, 53, 78, 79, 80, 83, 84
Curves	N/A

Series	Width (K)		Material	Weight	
	mm	inch		Kg/m	lb/ft
831 K250	63.5	2.50	■	0.9	0.61
831 K325*	82.6	3.25	□ ■	1	0.67
831 K350*	88.9	3.50	■	1.1	0.74
831 K400*	101.6	4.00	■	1.2	0.81
831 K450*	114.3	4.50	□ ■	1.3	0.87
831 K600*	152.4	6.00	■	1.6	1.05
831 K750*	190.5	7.50	□ ■	1.8	1.21

Pin material: austenitic | □ POM-DK | ■ POM-LF | ■ POM-SLF | ■ Non standard
 Caption color is not the material color | All dimensions and weight are for chains in POM | Other materials on request
 *Rubber top surface available. refer to product data sheet for more information.

900

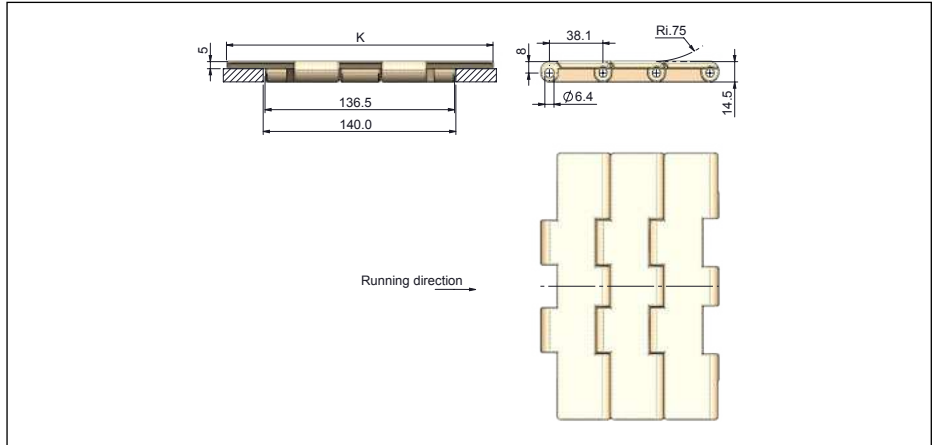



Specifications	
Pitch	38.1 mm (1.5 in).
Backflex radius	0 mm (0 in).
Permissible tensile strength	POM: 1750 N (393 lbf).
Standard length	1 Box: 80 links ~ 3.05 m (10 ft).
Materials info	See Uni material and color overview
Related products	
Sprockets	p. 72, 78, 79, 80, 83, 84
Curves	N/A

Series	Width (K)		Material	Weight	
	mm	inch		Kg/m	lb/ft
900 K325	82.5	3.25	■	0.87	0.58
900 K354	90	3.54	■	0.91	0.60
900 K394	100	3.94	■	0.95	0.63

Pin material: austenitic | ■ POM-LF
 Caption color is not the material color | All dimensions and weight are for chains in POM | Other materials on request

821

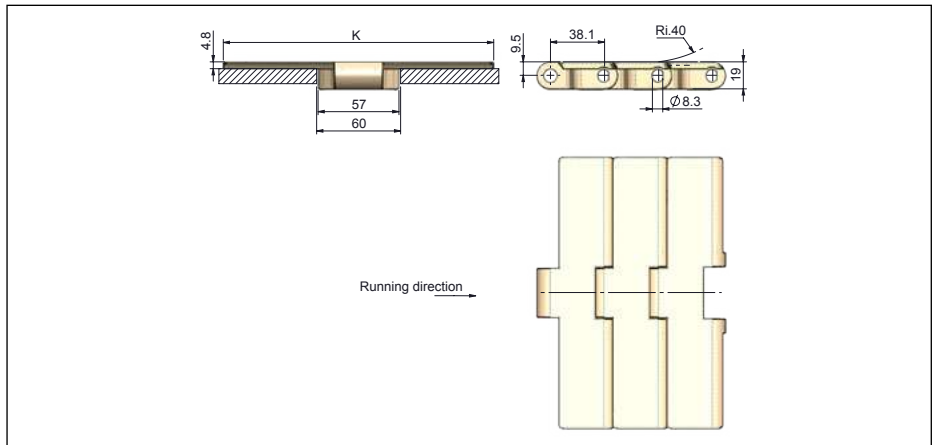


Specifications	
Pitch	38.1 mm (1.5 in).
Backflex radius	75 mm (3 in).
Permissible tensile strength	POM: 3000 N (674 lbf).
Standard length	1 Box: 80 links ~ 3.05 m (10 ft).
Materials info	See Uni material and color overview
Related products	
Sprockets	p. 56, 57, 58, 59, 60, 81
Curves	N/A

Series	Width (K)		Material	Weight	
	mm	inch		chain	Kg/m
821 K0750*	190.5	7.50	□ □ ■	2.6	1.74
821 K1000*	254	10.00	□ □ ■	3.1	2.08
821 K1200*	304.8	12.00	□ □ ■	3.4	2.29

Pin material: austenitic | □ POM-D | □ POM-DK | ■ POM-LF | ■ POM-SLF
 Caption color is not the material color | All dimensions and weight are for chains in POM | Other materials on request
 *Rubber top surface available. refer to product data sheet for more information.

8257

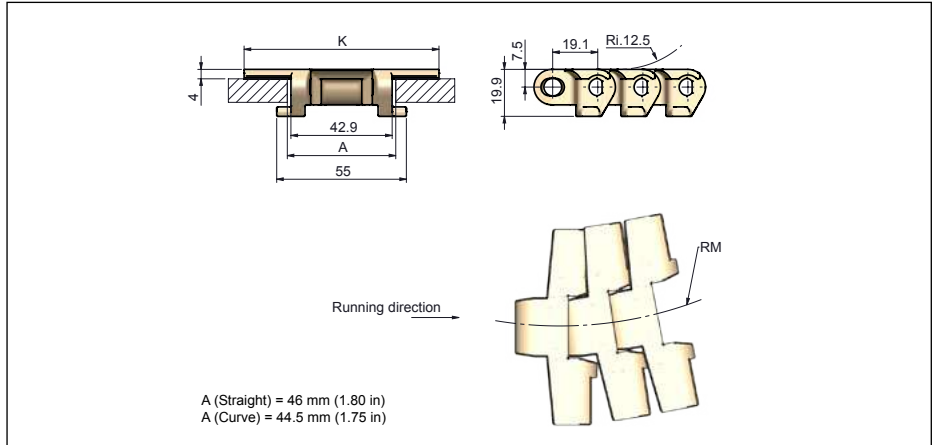


Specifications	
Pitch	38.1 mm (1.5 in).
Backflex radius	40 mm (1.57 in).
Permissible tensile strength	POM: 3900 N (876 lbf).
Standard length	1 Box: 80 links ~ 3.05 m (10 ft).
Materials info	See Uni material and color overview
Related products	
Sprockets	p. 69, 70, 71, 79, 81
Curves	N/A

Series	Width (K)		Material	Weight	
	mm	inch		chain	Kg/m
8257 K0750*	190.5	7.50	□ ■	2.47	1.64
8257 K1000*	254	10.00	□ ■	2.86	1.90
8257 K1200*	304.8	12.00	□ ■	3.18	2.12

Pin material: austenitic | □ POM-DK | ■ POM-LF
 Caption color is not the material color | All dimensions and weight are for chains in POM | Other materials on request
 *Rubber top surface available. refer to product data sheet for more information.

440 TAB

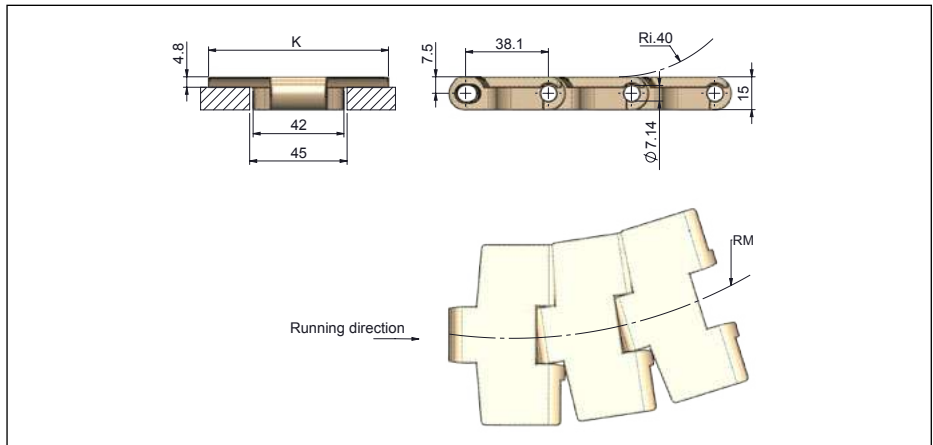


Specifications	
Pitch	19.1 mm (0.75 in).
Backflex radius	12.5 mm (0.5 in).
Permissible tensile strength	POM: 1100 N (247 lbf).
Standard length	1 Box: 160 links ~ 3.05 m (10 ft).
Materials info	See Uni material and color overview
Related products	
Sprockets	p. 60
Curves	N/A

Series	Width (K)		Material	Weight		RM	
	mm	inch		Chain	Kg/m	lb/ft	mm
440 TAB K250	63.5	2.50	■	1.2	0.81	175	6.89
440 TAB K325	82.6	3.25	■	1.3	0.87	175	6.89
440 TAB K350	88.9	3.50	■	1.3	0.87	175	6.89
440 TAB K450	114.3	4.50	■	1.4	0.94	175	6.89
440 TAB K750	190.5	7.50	■	1.6	1.07	175	6.89

Pin material: austenitic | ■ POM-LF
Caption color is not the material color | All dimensions and weight are for chains in POM | Other materials on request

879 M

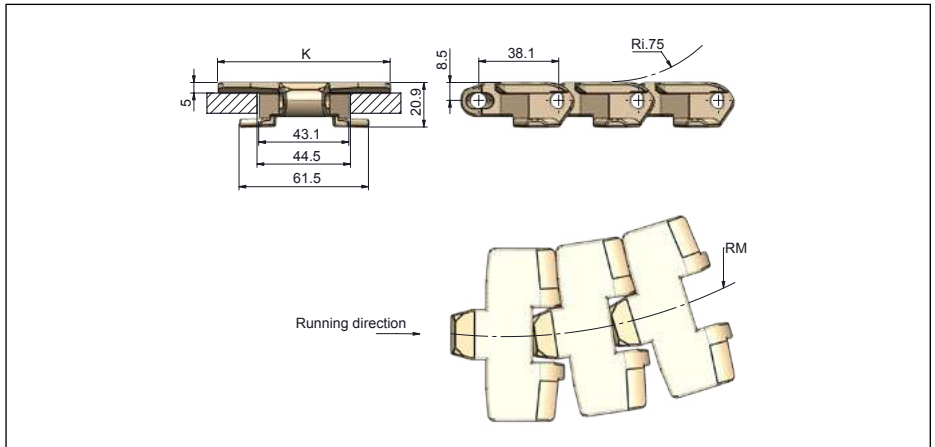


Specifications	
Pitch	38.1 mm (1.5 in).
Backflex radius	40 mm (1.57 in).
Permissible tensile strength	POM: 2150 N (483 lbf).
Standard length	1 Box: 80 links ~ 3.05 m (10 ft).
Materials info	See Uni material and color overview
Related products	
Sprockets	p. 61, 62, 63, 78, 79, 80, 83, 84
Curves	p. 100

Series	Width (K)		Material	Weight		RM	
	mm	inch		Chain	Kg/m	lb/ft	mm
879 M K325	82.5	3.25	■	1.01	0.67	457	18
879 M K450	114.3	4.50	■	1.19	0.79	532	21

Pin material: austenitic | □ POM-DK | ■ POM-LF
Caption color is not the material color | All dimensions and weight are for chains in POM | Other materials on request

879 TAB • TAB R

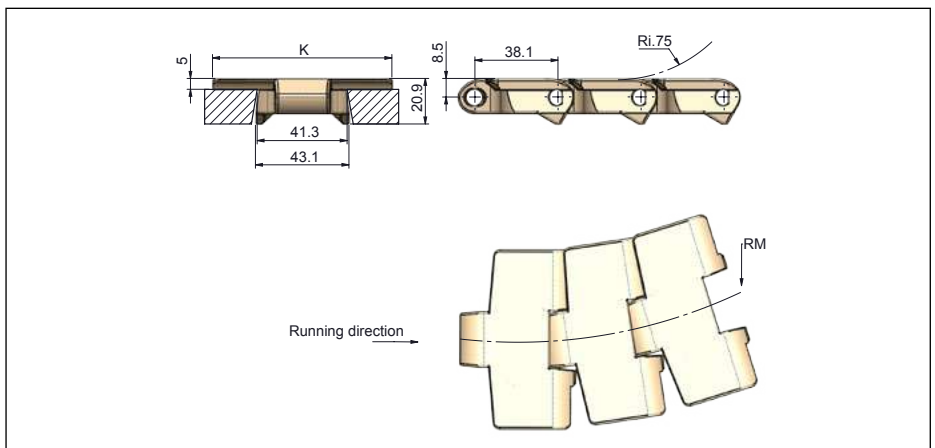


Specifications	
Pitch	38.1 mm (1.5 in).
Backflex radius	75 mm (3 in).
Permissible tensile strength	POM: 2250 N (506 lbf).
Standard length	1 Box: 80 links ~ 3.05 m (10 ft).
Materials info	See Uni material and color overview
Related products	
Sprockets	p. 61, 62, 63, 79
Curves	p. 88, 89, 97

Series	Width (K)		Material	Weight		RM	
	mm	inch		Chain	Kg/m	lb/ft	mm
879 TAB K250	63.5	2.50	■	1	0.67	400	15.75
879 TAB K325*	82.6	3.25	□■	1.1	0.74	400	15.75
879 TAB K450*	114.3	4.50	■■	1.3	0.87	400	15.75
879 TAB K325 R*	82.6	3.25	■	0.9	0.61	200	7.87
879 TAB K450 R	114.3	4.50	■	1.2	0.81	200	7.87

Pin material: austenitic | □ POM-DK | ■ POM-LF | ■ Non standard
 Caption color is not the material color | All dimensions and weight are for chains in POM | Other materials on request
 *Rubber top surface available. refer to product data sheet for more information.

879 BEVEL

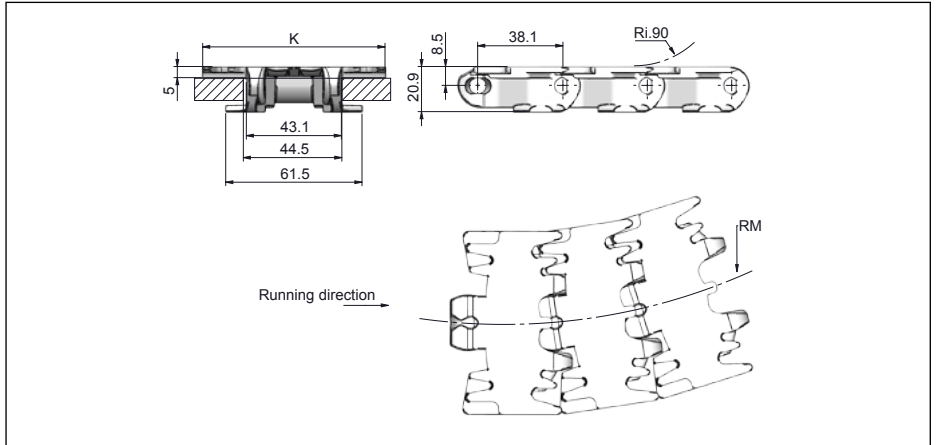


Specifications	
Pitch	38.1 mm (1.5 in).
Backflex radius	75 mm (3 in).
Permissible tensile strength	POM: 2250 N (506 lbf).
Standard length	1 Box: 80 links ~ 3.05 m (10 ft).
Materials info	See Uni material and color overview
Related products	
Sprockets	p. 61, 62, 63
Curves	p. 88, 89

Series	Width (K)		Material	Weight		RM	
	mm	inch		Chain	Kg/m	lb/ft	mm
879 BEVEL K250	63.5	2.50	□■	1.00	0.67	400	15.75
879 BEVEL K325*	82.6	3.25	□■	1.00	0.67	400	15.75
879 BEVEL K450*	114.3	4.50	□■	1.30	0.87	400	15.75

Pin material: austenitic | □ POM-D | ■ POM-LF | ■ POM-SLF
 Caption color is not the material color | All dimensions and weight are for chains in POM | Other materials on request
 *Rubber top surface available. refer to product data sheet for more information.

879 TAB Safety Finger



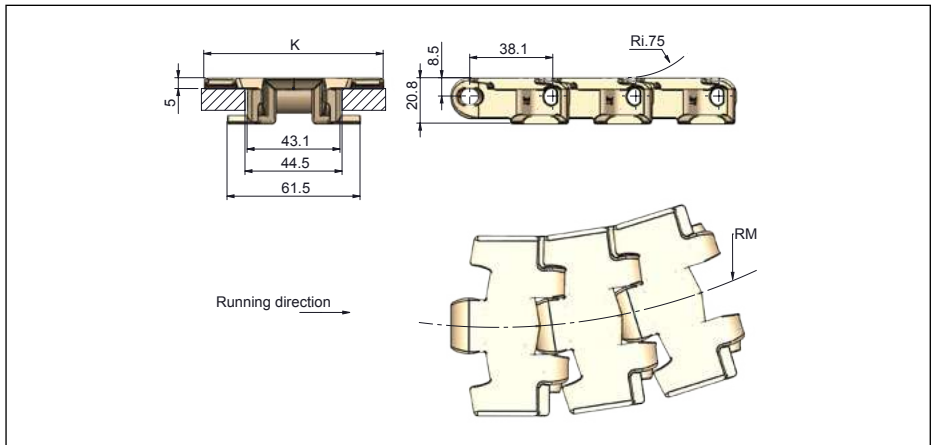
Specifications	
Pitch	38.1 mm (1.5 in.)
Backflex radius	90 mm (3.5 in.)
Permissible tensile strength	POM: 2250 N (506 lbf)
Standard length	1 Box: 80 links ~ 3.05 m (10 ft)
Materials info	See Uni material and color overview
Related products	
Sprockets	p. 61, 62, 63
Curves	N/A

Series	Width (K)		Material	Weight		RM	
	mm	inch		Chain	Kg/m	lb/ft	mm
879 TAB SF K325*	82.6	3.25	□	1	0.67	200	7.87

Pin material: austenitic | □ POM-D
 Caption color is not the material color | All dimensions and weight are for chains in POM | Other materials on request
 *Rubber top surface available. refer to product data sheet for more information.

PLASTIC CHAINS

879 TAB Safety

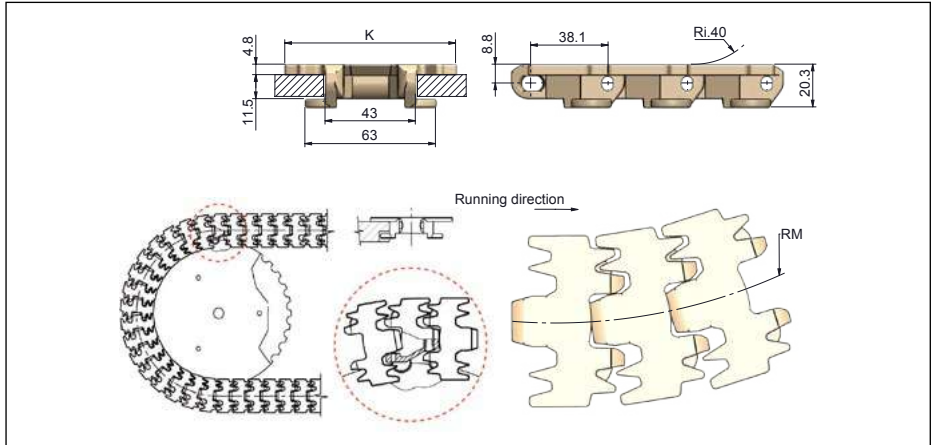


Specifications	
Pitch	38.1 mm (1.5 in.)
Backflex radius	75 mm (3 in.)
Permissible tensile strength	POM: 2250 N (506 lbf)
Standard length	1 Box: 80 links ~ 3.05 m (10 ft)
Materials info	See Uni material and color overview
Related products	
Sprockets	p. 61, 62, 63
Curves	N/A

Series	Width (K)		Material	Weight		RM	
	mm	inch		Chain	Kg/m	lb/ft	mm
879 TAB SC K325	82.6	3.25	■	1	0.67	200	7.87
879 TAB SC K450	114.3	4.50	■	1.2	0.81	200	7.87

Pin material: austenitic | ■ POM-LF | ■ Non standard
 Caption color is not the material color | All dimensions and weight are for chains in POM | Other materials on request

889 TAB RT



PLASTIC CHAINS

Specifications

Pitch	38.1 mm (1.5 in).
Backflex radius	40 mm (1.57 in).
Permissible tensile strength	POM: 4000 N (899 lbf).
Standard length	1 Box: 80 links ~ 3.05 m (10 ft).
Materials info	See Uni material and color overview

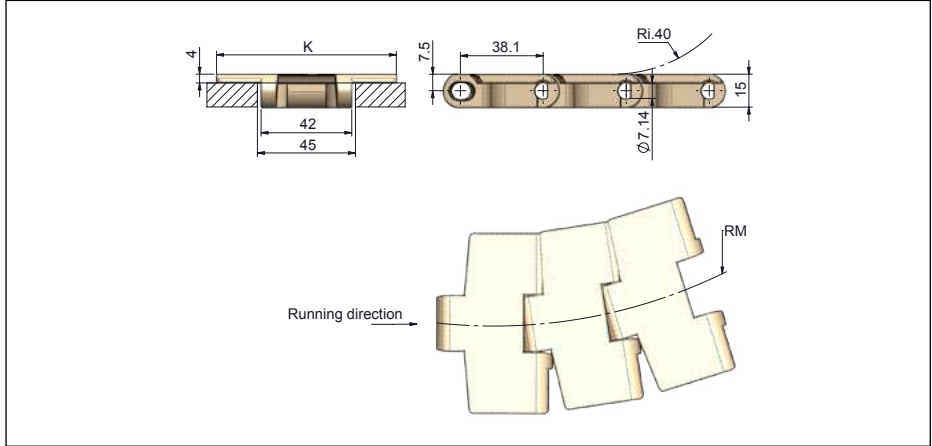

Related products

Sprockets	p. 68
Curves	N/A

Series	Width (K)		Material	Weight		RM	
	mm	inch		Chain	Kg/m	lb/ft	mm
889 TAB RT K325*	82.6	3.25	■	1.10	0.74	200	7.87

Pin material: austenitic | □ POM-DK | ■ POM-LF
 Caption color is not the material color | All dimensions and weight are for chains in POM | Other materials on request
 *Rubber top surface available. refer to product data sheet for more information
 Chain sprocket, or lateral disc may be used

880 M

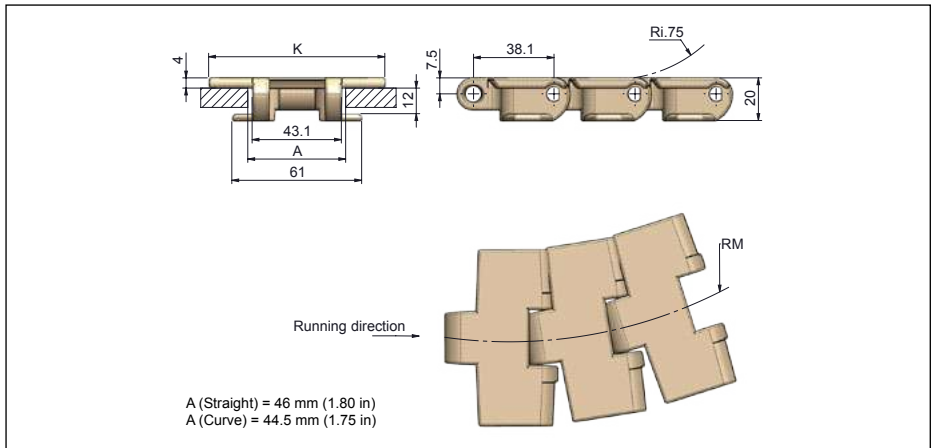


Specifications	
Pitch	38.1 mm (1.5 in).
Backflex radius	40 mm (1.57 in).
Permissible tensile strength	POM: 2150 N (483 lbf).
Standard length	1 Box: 80 links ~ 3.05 m (10 ft).
Materials info	See Uni material and color overview
Related products	
Sprockets	p. 61, 62, 63, 78, 79, 80
Curves	p. 100

Series	Width (K)		Material	Weight		RM	
	mm	inch		Chain	Kg/m	lb/ft	mm
880 M K325	82.6	3.25	■	0.96	0.64	457	18
880 M K330	83.8	3.30	□	0.98	0.65	457	18
880 M K350	88.9	3.50	■	1.00	0.67	457	18
880 M K450	114.3	4.50	□	1.10	0.73	532	21

Pin material: austenitic | □ POM-DK | ■ POM-LF
Caption color is not the material color | All dimensions and weight are for chains in POM | Other materials on request

880 TAB • TAB R

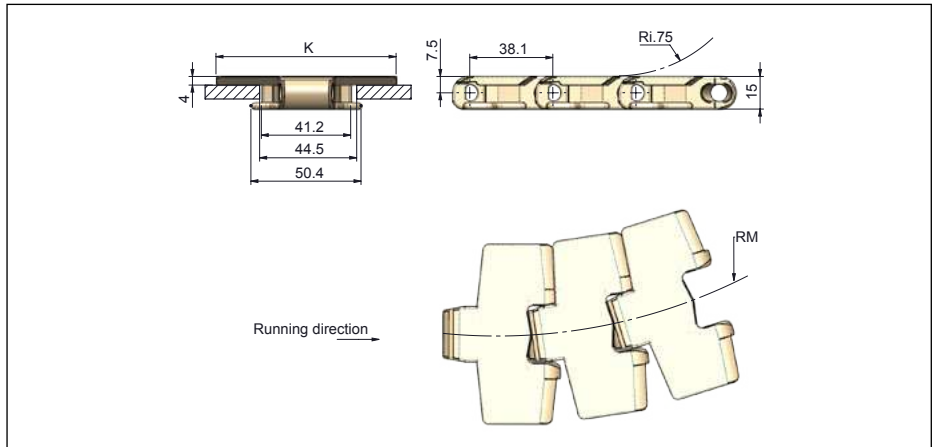


Specifications	
Pitch	38.1 mm (1.5 in).
Backflex radius	75 mm (3 in).
Permissible tensile strength	POM: 2250 N (506 lbf).
Standard length	1 Box: 80 links ~ 3.05 m (10 ft).
Materials info	See Uni material and color overview
Related products	
Sprockets	p. 61, 62, 63, 79
Curves	p. 88, 89, 97

Series	Width (K)		Material	Weight		RM	
	mm	inch		Chain	Kg/m	lb/ft	mm
880 TAB K200 R	50.6	2.00	■	0.7	0.46	200	7.87
880 TAB K250 R	63.5	2.50	■	0.8	0.54	200	7.87
880 TAB K325 R*	82.6	3.25	□	1	0.67	200	7.87
880 TAB K450 R	114.3	4.50	■	1.1	0.75	200	7.87
880 TAB K250	63.5	2.50	□	0.9	0.60	400	15.75
880 TAB K325*	82.6	3.25	□	1	0.67	400	15.75
880 TAB K330*	83.8	3.30	□	1	0.67	400	15.75
880 TAB K350*	88.9	3.50	□	1	0.67	400	15.75
880 TAB K450*	114.3	4.50	□	1.1	0.74	400	15.75
880 TAB K750*	190.5	7.50	□	1.5	1.00	400	15.75

Pin material: austenitic | □ POM-D | □ POM-DK | ■ POM-LF | ■ POM-SLF | ■ POM-EC | ■ Non standard
Caption color is not the material color | All dimensions and weight are for chains in POM | Other materials on request
*Rubber top surface available. refer to product data sheet for more information.

880 TAB RT

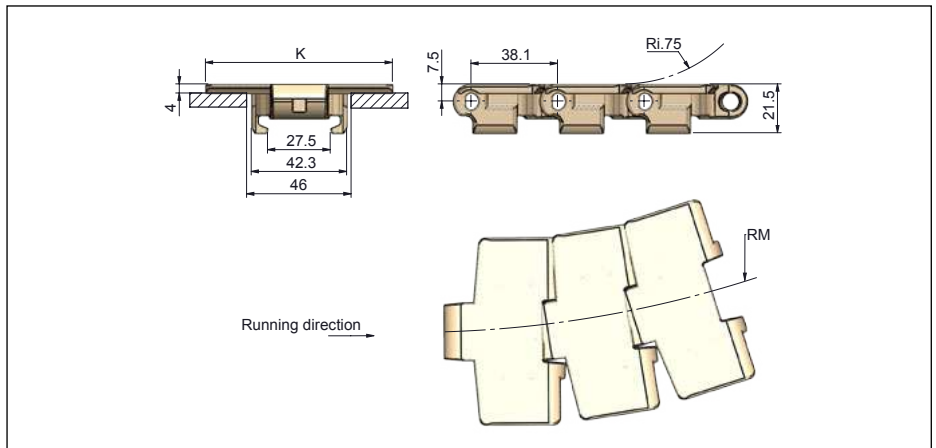


Specifications	
Pitch	38.1 mm (1.5 in).
Backflex radius	75 mm (3 in).
Permissible tensile strength	POM: 2250 N (506 lbf).
Standard length	1 Box: 80 links ~ 3.05 m (10 ft).
Materials info	See Uni material and color overview
Related products	
Sprockets	p. 61, 62, 63
Curves	N/A

Series	Width (K)		Material	Weight		RM	
	mm	inch		Chain	Kg/m	lb/ft	mm
880 TAB K325 RT*	82.6	3.25	■	0.9	0.61	200	7.87
880 TAB K450 RT	114.3	4.25	■	1	0.67	200	7.87

Pin material: austenitic | ■ POM-LF | ■ Non standard
 Caption color is not the material color | All dimensions and weight are for chains in POM | Other materials on request
 *Rubber top surface available. refer to product data sheet for more information
 Chain sprocket, or lateral disc may be used

880 Super Flex

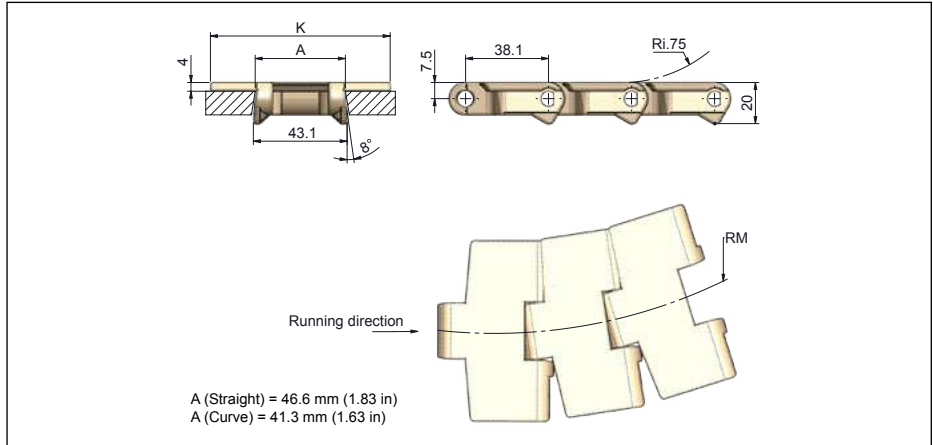


Specifications	
Pitch	38.1 mm (1.5 in).
Backflex radius	75 mm (3 in).
Permissible tensile strength	POM: 2250 N (506 lbf).
Standard length	1 Box: 80 links ~ 3.05 m (10 ft).
Materials info	See Uni material and color overview
Related products	
Sprockets	p. 61, 62, 63
Curves	N/A

Series	Width (K)		Material	Weight		RM	
	mm	inch		Chain	Kg/m	lb/ft	mm
880 SFL K250	63.5	2.50	■	0.9	0.6	457	18
880 SFL K325*	82.6	3.25	■	1	0.67	457	18
880 SFL K350	88.9	3.50	■	1	0.67	457	18
880 SFL K450*	114.3	4.50	■	1.1	0.73	610	24
880 SFL K750	190.5	7.50	■	1.5	1	610	24

Pin material: austenitic | ■ POM-LF | ■ Non standard
 Caption color is not the material color | All dimensions and weight are for chains in POM | Other materials on request
 *Rubber top surface available. refer to product data sheet for more information.

880 BEVEL

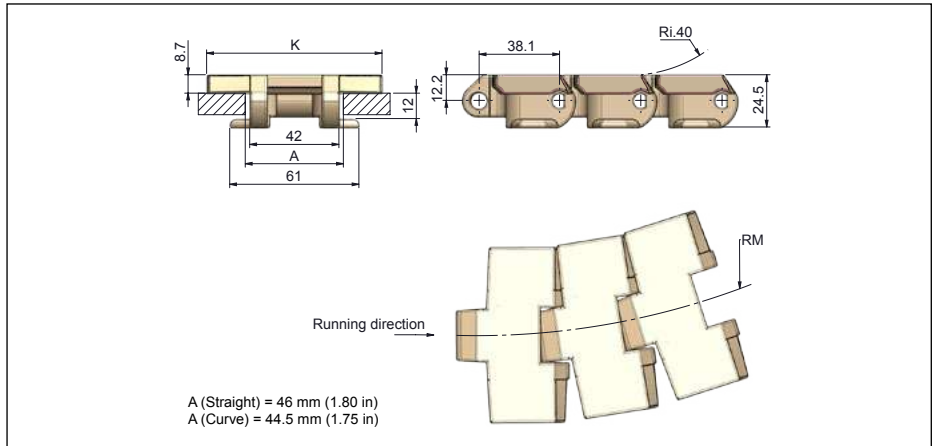


Specifications	
Pitch	38.1 mm (1.5 in).
Backflex radius	75 mm (3 in).
Permissible tensile strength	POM: 2250 N (506 lbf).
Standard length	1 Box: 80 links ~ 3.05 m (10 ft).
Materials info	See Uni material and color overview
Related products	
Sprockets	p. 61, 62, 63, 78, 79, 80, 83, 84
Curves	p. 88, 89

Series	Width (K)		Material	Weight		RM	
	mm	inch		Chain	Kg/m	lb/ft	mm
880 K250	63.5	2.50	■	0.8	0.54	400	15.75
880 K325*	82.6	3.25	□ ■	0.9	0.6	400	15.75
880 K330	83.8	3.30	■	0.9	0.6	400	15.75
880 K350	88.9	3.50	■	0.9	0.6	400	15.75
880 K450*	114.3	4.50	□ ■	1	0.67	400	15.75
880 K750	190.5	7.50	■	1.4	0.94	400	15.75

Pin material: austenitic | □ POM-DK | ■ POM-LF | ■ Non standard
 Caption color is not the material color | All dimensions and weight are for chains in POM | Other materials on request
 *Rubber top surface available. refer to product data sheet for more information.

887 TAB

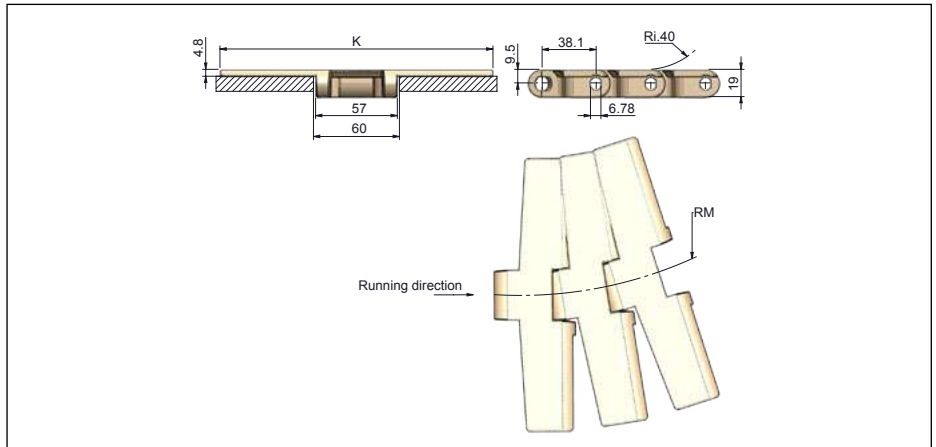



Specifications	
Pitch	38.1 mm (1.5 in).
Backflex radius	40 mm (1.57 in).
Permissible tensile strength	POM: 3000 N (506 lbf).
Standard length	1 Box: 80 links ~ 3.05 m (10 ft).
Materials info	See Uni material and color overview
Related products	
Sprockets	p. 61, 62, 63, 79
Curves	p. 88, 89

Series	Width (K)		Material	Weight		RM	
	mm	inch		Chain	Kg/m	lb/ft	mm
887 TAB K325	82.5	3.25	□ ■	1.5	1	500	19.69

Pin material: austenitic | □ POM-DK | ■ POM-LF
 Caption color is not the material color | All dimensions and weight are for chains in POM | Other materials on request

882 M

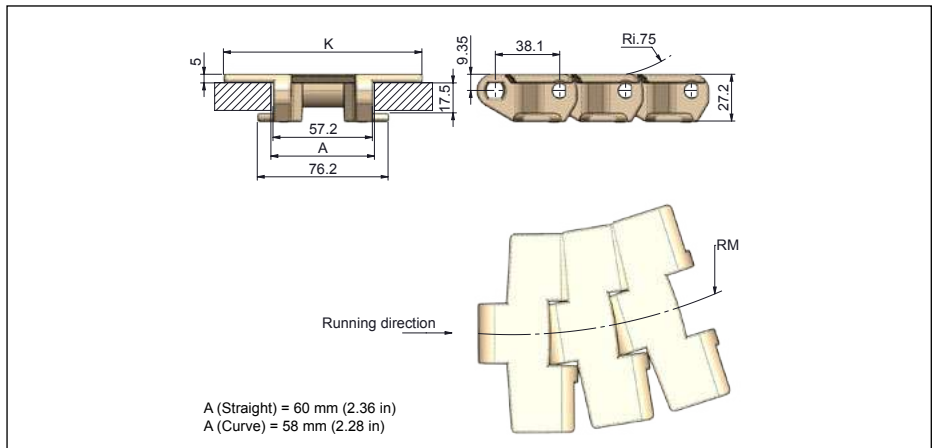



Specifications	
Pitch	38.1 mm (1.5 in).
Backflex radius	40 mm (1.57 in).
Permissible tensile strength	POM: 2150 N (483 lbf).
Standard length	1 Box: 80 links ~ 3.05 m (10 ft).
Materials info	See Uni material and color overview
Related products	
Sprockets	p. 69, 70, 71, 81, 82
Curves	p. 102

Series	Width (K)		Material	Weight		RM	
	mm	inch		Chain	Kg/m	lb/ft	mm
882 M K075*	190.5	7.50	■ ■	2.19	1.46	610	24
882 M K100*	254.0	10.00	□ ■	2.44	1.63	610	24
882 M K120*	304.8	12.00	■ ■	2.73	1.82	610	24

Pin material: austenitic | □ POM-DK | ■ POM-LF
 Caption color is not the material color | All dimensions and weight are for chains in POM | Other materials on request
 *Rubber top surface available. refer to product data sheet for more information.

882 TAB

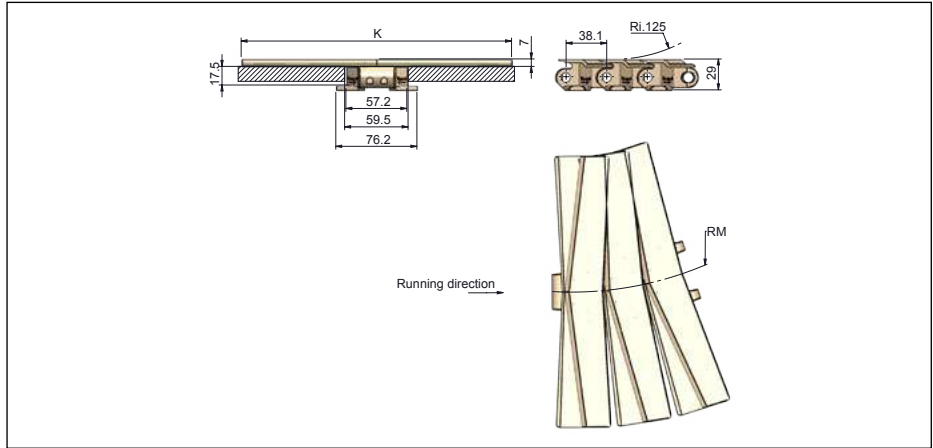


Specifications	
Pitch	38.1 mm (1.5 in).
Backflex radius	75 mm (3 in).
Permissible tensile strength	POM: 4000 N (899 lbf).
Standard length	1 Box: 80 links ~ 3.05 m (10 ft).
Materials info	See Uni material and color overview
Related products	
Sprockets	p. 69, 70, 71, 80, 85, 86
Curves	p. 90

Series	Width (K)		Material	Weight		RM	
	mm	inch		Chain	Kg/m	lb/ft	mm
882 TAB K450*	114.3	4.50	■ ■ ■	1.9	1.28	610	24
882 TAB K750*	190.5	7.50	□ □ ■	2.3	2.3	610	24
882 TAB K1000*	254	10.00	□ □ ■	2.7	2.7	610	24
882 TAB K1200*	304.8	12.00	□ □ ■	2.9	2.9	610	24
882 TAB K1500*	381	15.00	■	3.1	3.1	700	27.56
882 TAB K1600*	406.4	16.00	■	3.2	3.2	700	27.56

Pin material: austenitic | □ POM-D | □ POM-DK | ■ POM-LF | ■ PP-AR
 Caption color is not the material color | All dimensions and weight are for chains in POM | Other materials on request
 *Rubber top surface available. refer to product data sheet for more information.

882 TAB SC

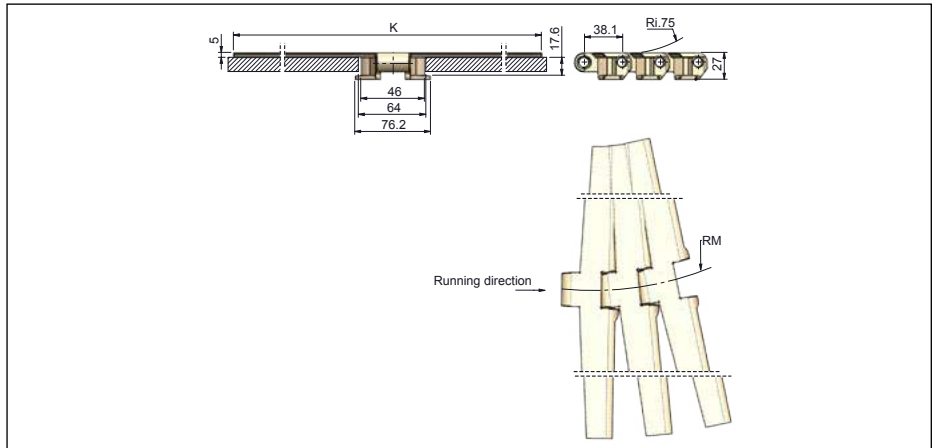


Specifications	
Pitch	38.1 mm (1.5 in).
Backflex radius	125 mm (4.90 in).
Permissible tensile strength	POM: 4000 N (899 lbf).
Standard length	1 Box: 80 links ~ 3.05 m (10 ft).
Materials info	See Uni material and color overview
Related products	
Sprockets	p. 69, 70, 71, 80, 85, 86
Curves	N/A

Series	Width (K)		Material	Weight		RM	
	mm	inch		Chain	Kg/m	lb/ft	mm
882 SC TAB K450	114.3	4.50	■	2.2	1.48	610	24
882 SC TAB K750	190.5	7.50	■	3	2.01	610	24
882 SC TAB K1000	254	10.00	■	3.4	2.28	610	24

Pin material: austenitic | ■ POM-LF
 Caption color is not the material color | All dimensions and weight are for chains in POM | Other materials on request

882 TAB RT



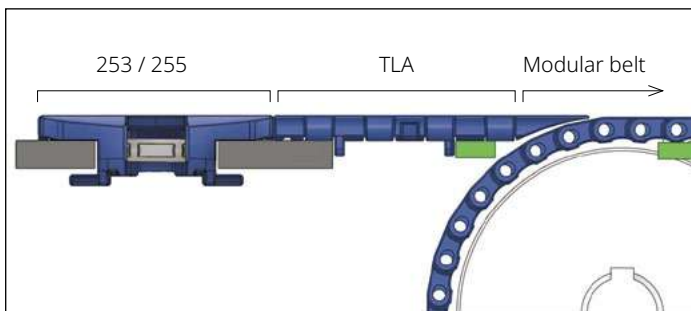
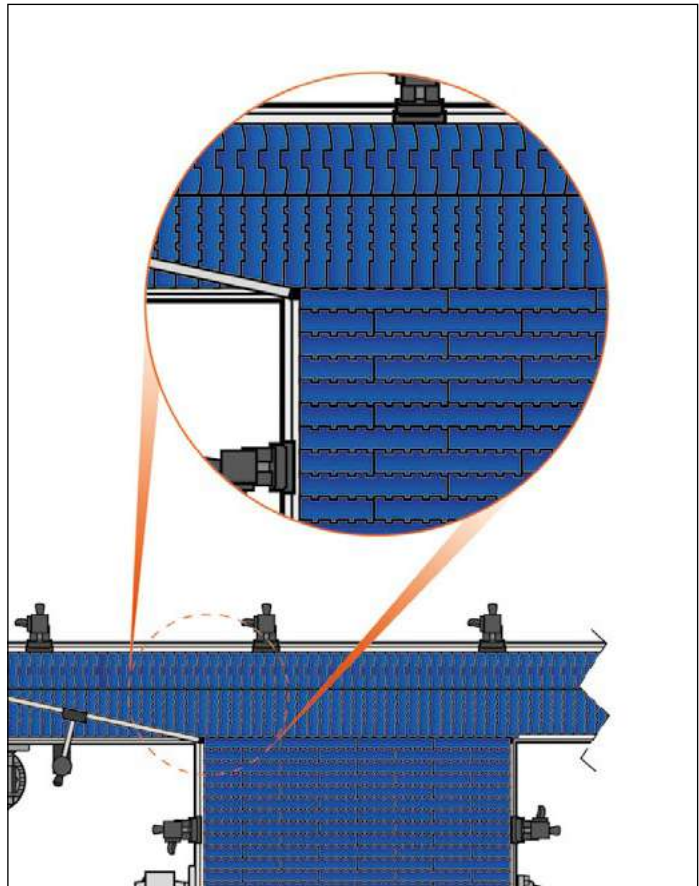
Specifications	
Pitch	38.1 mm (1.5 in).
Backflex radius	75 mm (3 in).
Permissible tensile strength	POM: 4000 N (899 lbf).
Standard length	1 Box: 80 links ~ 3.05 m (10 ft).
Materials info	See Uni material and color overview
Related products	
Sprockets	p. 69, 70, 71, 80, 85, 86
Curves	p. 90

Series	Width (K)		Material	Weight		RM	
	mm	inch		Chain	Kg/m	lb/ft	mm
882 TAB K450 RT*	114.3	4.50	■	1.90	1.28	610	24.02
882 TAB K750 RT*	190.5	7.50	□■	2.30	1.55	610	24.02
882 TAB K1000 RT*	254.0	10.00	□■	2.70	1.81	610	24.02
882 TAB K1200 RT*	304.8	12.00	□■	2.90	1.95	610	24.02
882 TAB K1500 RT*	381.0	15.00	■	3.10	2.08	700	27.56
882 TAB K1600 RT*	406.4	16.00	■	3.20	2.15	700	27.56

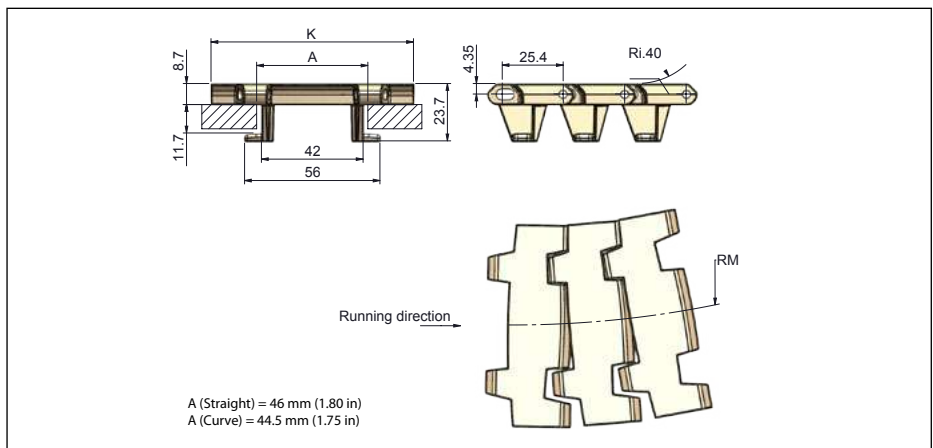

Pin material: austenitic | □ POM-DK | ■ POM-LF
 Caption color is not the material color | All dimensions and weight are for chains in POM | Other materials on request
 *Rubber top surface available. refer to product data sheet for more information.

Chain Belts Features

- Soft transfer between modular belts and chain conveyor.
- Higher product stability, even with frustoconical bottles or unstable products.
- Maximum flat top Surface.
- Lower falls and stoppages.
- Line efficiency increase.
- High workload capacity.
- Easy Installation.
- Dead beach removal.



7253 TAB



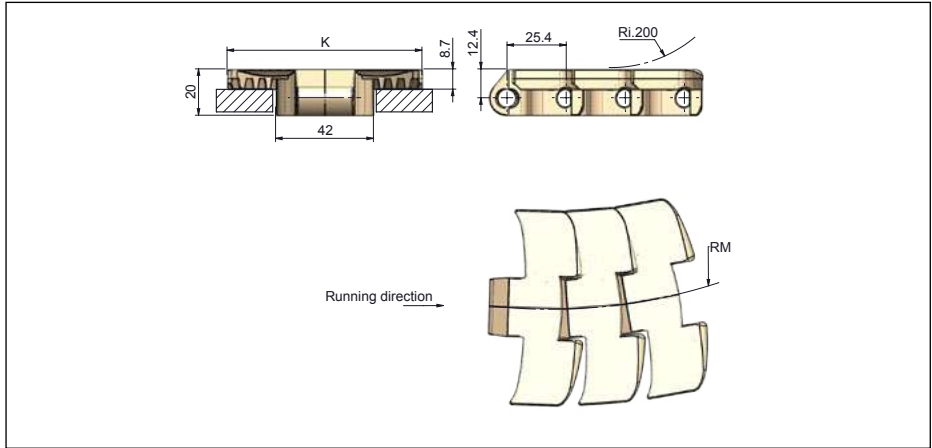

Specifications	
Pitch	25.4 mm (1 in).
Backflex radius	40 mm (1.57 in).
Permissible tensile strength	POM: 3100 N (697 lbf).
Standard length	1 Box: 120 links ~ 3.05 m (10 ft).
Materials info	See Uni material and color overview

Related products	
Sprockets	p. 66, 67, 68, 79
Curves	p. 88, 89

Series	Width (K)		Material	Weight		RM	
	mm	inch		Kg/m	lb/ft	mm	inch
7253 TAB K330	83.8	3.30	■ ■	1.14	0.76	500	19.69

Pin material: austenitic | ■ POM-DK | ■ POM-LF
 Caption color is not the material color | All dimensions and weight are for chains in POM | Other materials on request

253 FT M

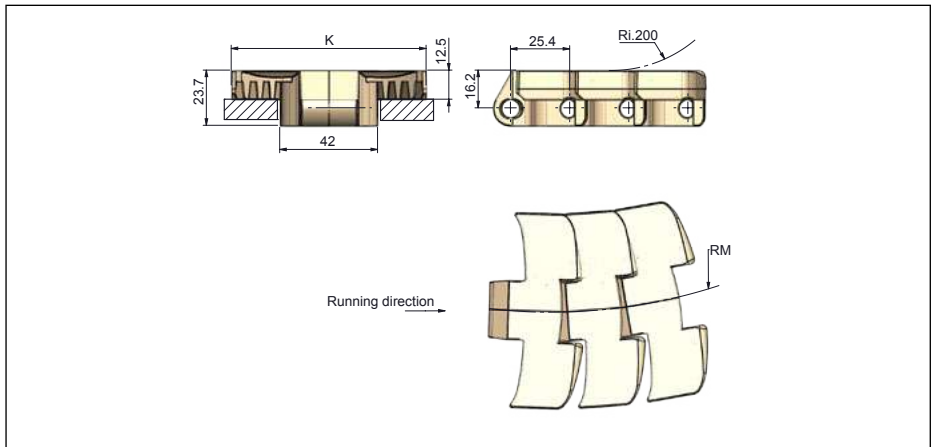


Specifications	
Pitch	25.4 mm (1 in).
Backflex radius	200 mm (7.87 in).
Permissible tensile strength	POM: 1900 N (427 lbf).
Standard length	1 Box: 120 links ~ 3.05 m (10 ft).
Materials info	See Uni material and color overview
Related products	
Sprockets	N/A
Curves	p. 104

Series	Width (K)		Material	Weight		RM	
	mm	inch		Chain	Kg/m	lb/ft	mm
253 FT M K330	83.8	3.30	■ ■			500	19.69
253 FT M K450	114.3	4.50	□ ■			500	19.69
253 FT M K750	190.5	7.50	■ ■			500	19.69

Pin material: austenitic | □ POM-DK | ■ POM-LF
 Caption color is not the material color | All dimensions and weight are for chains in POM | Other materials on request

255 FT M

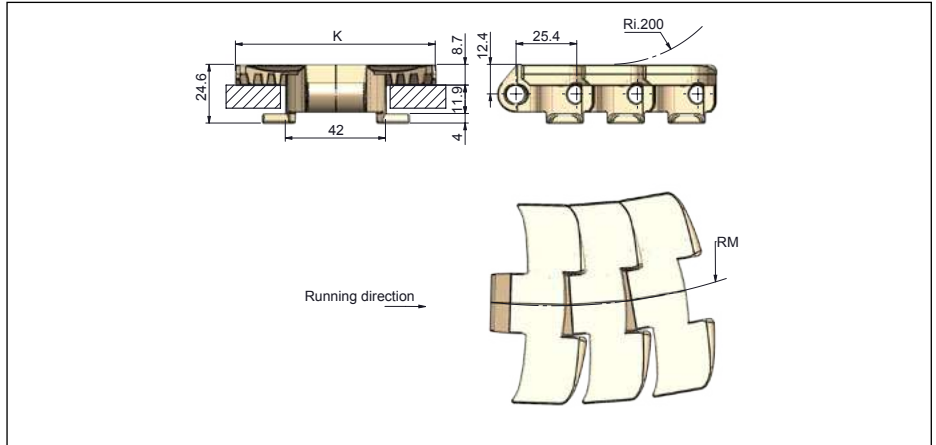


Specifications	
Pitch	25.4 mm (1 in).
Backflex radius	200 mm (7.87 in).
Permissible tensile strength	POM: 2200 N (427 lbf).
Standard length	1 Box: 120 links ~ 3.05 m (10 ft).
Materials info	See Uni material and color overview
Related products	
Sprockets	N/A
Curves	p. 104

Series	Width (K)		Material	Weight		RM	
	mm	inch		Chain	Kg/m	lb/ft	mm
255 FT M K330	83.8	3.30	■ ■			500	19.69
255 FT M K450	114.3	4.50	□ ■			500	19.69

Pin material: austenitic | □ POM-DK | ■ POM-LF
 Caption color is not the material color | All dimensions and weight are for chains in POM | Other materials on request

253 FT TAB

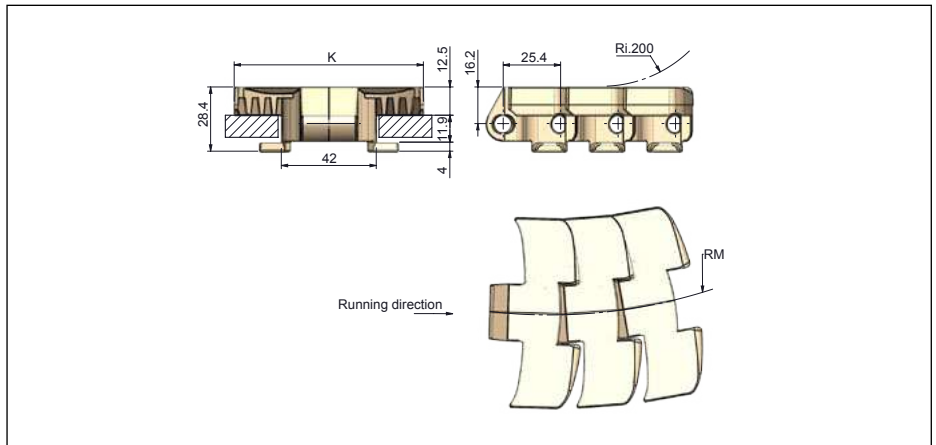


Specifications	
Pitch	25.4 mm (1 in).
Backflex radius	200 mm (7.87 in).
Permissible tensile strength	POM: 1900 N (427 lbf).
Standard length	1 Box: 120 links ~ 3.05 m (10 ft).
Materials info	See Uni material and color overview
Related products	
Sprockets	N/A
Curves	p. 88, 89

Series	Width (K)		Material	Weight		RM	
	mm	inch		Kg/m	lb/ft	mm	inch
253 FT TAB K325	82.6	3.25	■ ■			500	19.69
253 FT TAB K330	83.8	3.30	□ ■			500	19.69
253 FT TAB K450	114.3	4.50	■ ■			500	19.69
253 FT TAB K750	190.5	7.50	□ ■			500	19.69

Pin material: austenitic | □ POM-DK | ■ POM-LF
 Caption color is not the material color | All dimensions and weight are for chains in POM | Other materials on request

255 FT TAB

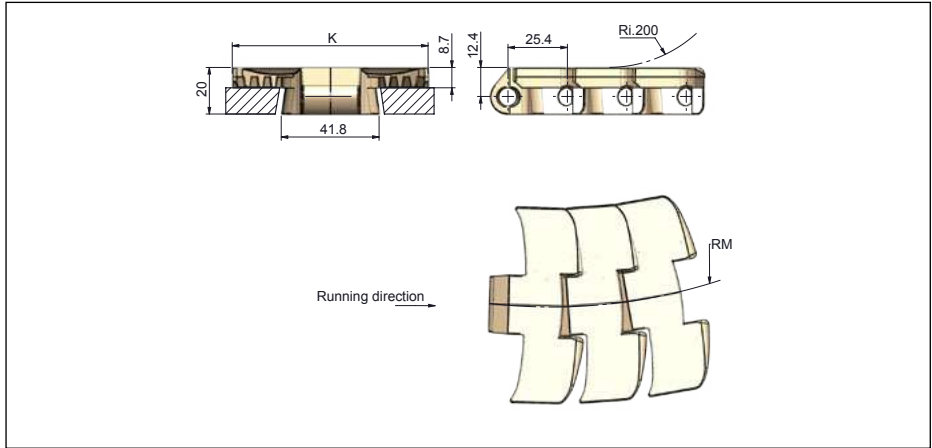


Specifications	
Pitch	25.4 mm (1 in).
Backflex radius	200 mm (7.87 in).
Permissible tensile strength	POM: 2200 N (427 lbf).
Standard length	1 Box: 120 links ~ 3.05 m (10 ft).
Materials info	See Uni material and color overview
Related products	
Sprockets	N/A
Curves	p. 88, 89

Series	Width (K)		Material	Weight		RM	
	mm	inch		Kg/m	lb/ft	mm	inch
255 FT TAB K330	83.8	3.30	■ ■			500	19.69
255 FT TAB K450	114.3	4.50	□ ■			500	19.69

Pin material: austenitic | □ POM-DK | ■ POM-LF
 Caption color is not the material color | All dimensions and weight are for chains in POM | Other materials on request

253 FT BEVEL

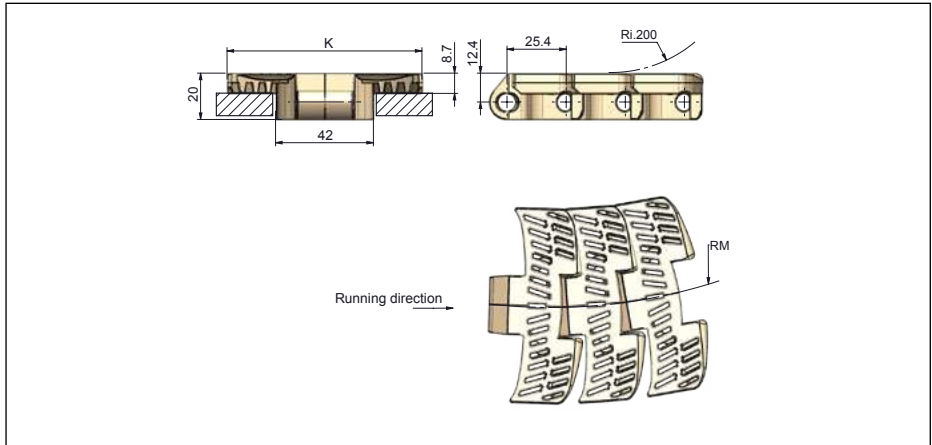


Specifications	
Pitch	25.4 mm (1 in).
Backflex radius	200 mm (7.87 in).
Permissible tensile strength	POM: 1900 N (427 lbf).
Standard length	1 Box: 120 links ~ 3.05 m (10 ft).
Materials info	See Uni material and color overview
Related products	
Sprockets	N/A
Curves	N/A

Series	Width (K)		Material	Weight		RM	
	mm	inch		Chain	Kg/m	lb/ft	mm
253 FT BEVEL K330	83.8	3.30	■ ■			500	19.69
253 FT BEVEL K450	114.3	4.50	□ ■			500	19.69

Pin material: austenitic | □ POM-DK | ■ POM-LF
 Caption color is not the material color | All dimensions and weight are for chains in POM | Other materials on request

253 FG M

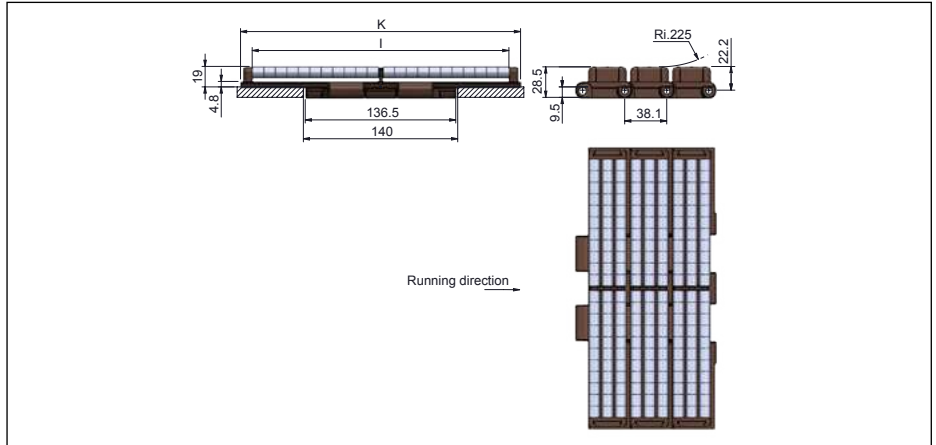


Specifications	
Pitch	25.4 mm (1 in).
Backflex radius	200 mm (7.87 in).
Permissible tensile strength	POM: 1900 N (427 lbf).
Standard length	1 Box: 120 links ~ 3.05 m (10 ft).
Materials info	See Uni material and color overview
Related products	
Sprockets	N/A
Curves	p. 104

Series	Width (K)		Material	Weight		RM	
	mm	inch		Chain	Kg/m	lb/ft	mm
253 FG M K330	83.8	3.30	■ ■			500	19.69
253 FG M K450	114.3	4.50	□ ■			500	19.69

Pin material: austenitic | □ POM-DK | ■ POM-LF
 Caption color is not the material color | All dimensions and weight are for chains in POM | Other materials on request

821 LBP

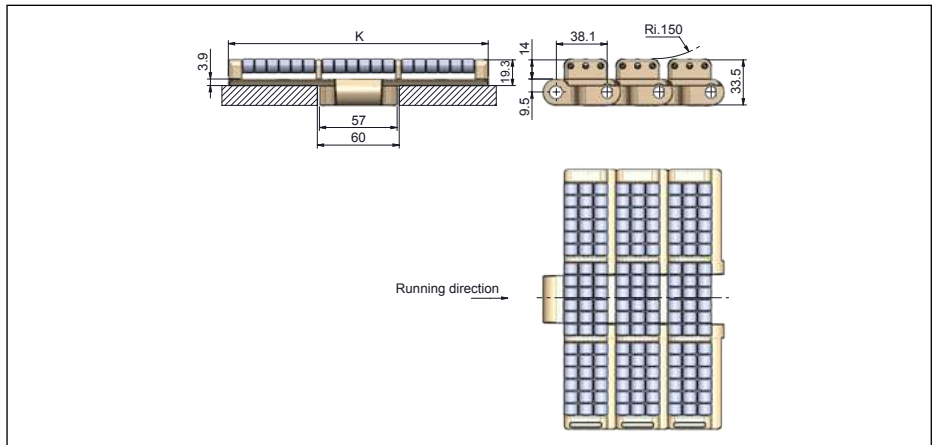



Specifications	
Pitch	38.1 mm (1.5 in).
Backflex radius	225 mm (8.86 in).
Permissible tensile strength	SS: 3000 N (674 lbf).
Standard length	1 Box: 80 links ~ 3.05 m (10 ft).
Materials info	See Uni material and color overview
Related products	
Sprockets	p. 56, 57, 58, 59, 60, 81
Curves	N/A

Series	Width (K)		Material	Weight	
	mm	inch		chain	Kg/m
821 LBP K750	190.5	7.50	■	5.1	3.43
821 LBP K1000	254	10.00	■	7.1	4.77
821 LBP K1200	304.8	12.00	■	8.3	5.58

Pin material: austenitic | ■ POM-LF
 Caption color is not the material color | All dimensions and weight are for chains in POM | Other materials on request

8257 LBP

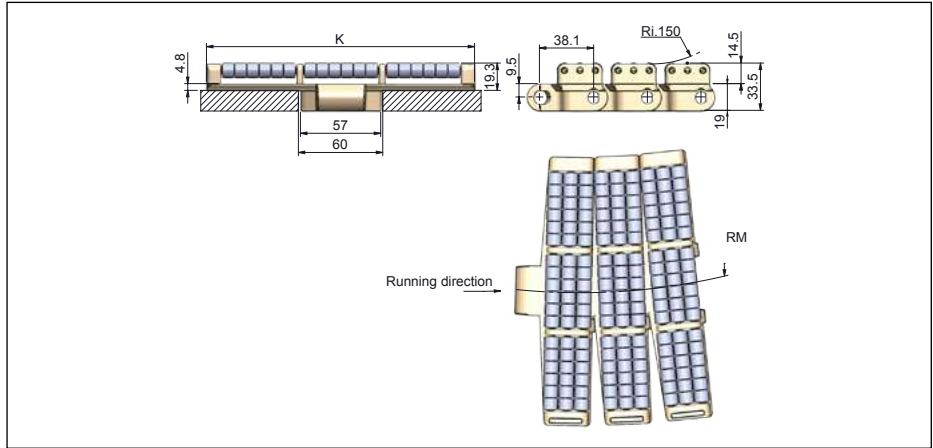



Specifications	
Pitch	38.1 mm (1.5 in).
Backflex radius	150 mm (6 in).
Permissible tensile strength	POM: 3900 N (876 lbf).
Standard length	1 Box: 40 links ~ 3.05 m (10 ft).
Materials info	See Uni material and color overview
Related products	
Sprockets	p. 69, 70, 71
Curves	N/A

Series	Width (K)		Material	Weight	
	mm	inch		chain	Kg/m
8257 LBP K750	190.5	7.50	■	5.55	3.7
8257 LBP K1000	254	10.00	■	7.3	4.87
8257 LBP K1200	304.8	12.00	■	8.47	5.64

Pin material: austenitic | ■ POM-LF
 Caption color is not the material color | All dimensions and weight are for chains in POM | Other materials on request

882 M LBP

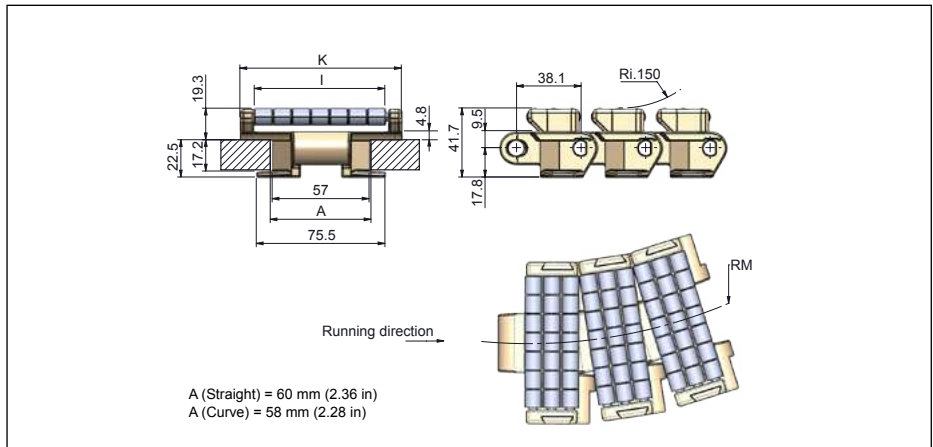


Specifications	
Pitch	38.1 (1.5 in).
Backflex radius	150mm (6 in).
Permissible tensile strength	POM: 3900 N (876 lbf).
Standard length	1 Box: 40 links ~ 1.52 m (5 ft).
Materials info	See Uni material and color overview
Related products	
Sprockets	p. 69, 70, 71, 81, 82
Curves	p. 103

Series	Width (K)		Material	Weight		RM	
	mm	inch		Chain	Kg/m	lb/ft	mm
882 M LBP K750	190.5	7.50	■	5.03	3.35	610	24
882 M LBP K1000	254	10.00	■	6.1	4.07	610	24
882 M LBP K1200	304.8	12.00	■	6.92	4.61	610	24

Pin material: austenitic | ■ POM-LF
 Caption color is not the material color | All dimensions and weight are for chains in POM | Other materials on request

882 TAB LBP

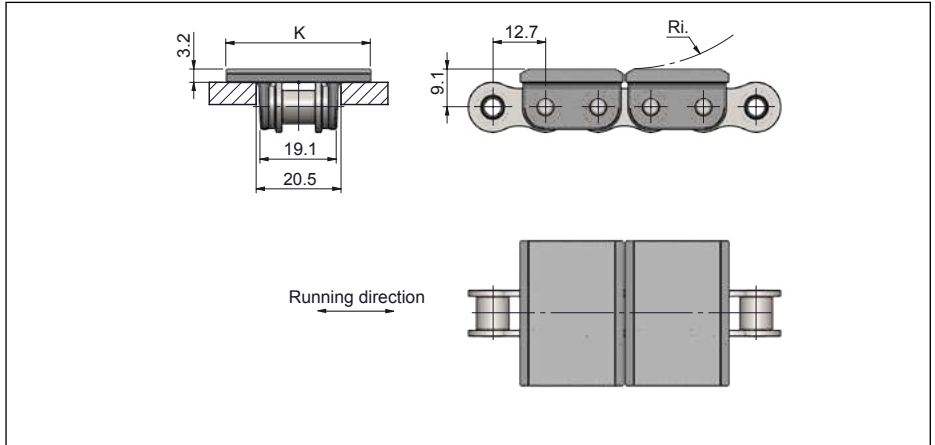



Specifications	
Pitch	38.1 mm (1.5 in).
Backflex radius	150mm (6 in).
Permissible tensile strength	POM: 4000 N (899 lbf).
Standard length	1 Box: 40 links ~ 1.52 m (5 ft).
Materials info	See Uni material and color overview
Related products	
Sprockets	p. 69, 70, 71, 80, 85, 86
Curves	p. 90

Series	Width (K)		Material	Weight		RM	
	mm	inch		Chain	Kg/m	lb/ft	mm
882 TAB LBP K375	95.3	3.75	■	3.9	2.62	610	24
882 TAB LBP K450	114.3	4.50	■	4.1	2.76	610	24
882 TAB LBP K750	190.5	7.50	■	5.05	3.39	610	24
882 TAB LBP K1000	254.0	10.00	■	5.86	3.94	610	24
882 TAB LBP K1200	304.8	12.00	■	6.87	4.62	610	24

Pin material: austenitic | ■ POM-LF
 Caption color is not the material color | All dimensions and weight are for chains in POM | Other materials on request

843 SK

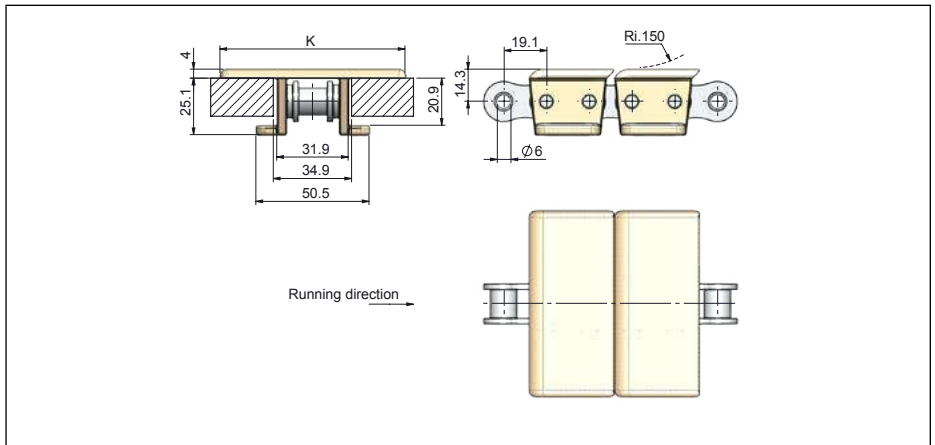


Specifications	
Pitch	12.7 mm (0.5 in).
Permissible tensile strength	Carbon: 2000 N (450 lbf), SS: 1500 N (340 lbf).
Standard length	1 Box: 240 flights ~ 6.09 m (20 ft), 1 Box: 480 links ~ 6.09 m (20 ft).
Materials info	See Uni material and color overview
Related products	
Sprockets	p. 73
Curves	N/A

Series	Width (K)		Material	Weight		Backflex Radius (Ri)	
	mm	inch		flight	Kg/m	lb/ft	mm
843 SK K138	34.9	1.37	□	0.90	0.6	250	9.80
843 SK K200	50.8	2.00	■	0.91	0.61	150	6

Chain material: austenitic | □ POM-DI | ■ POM-LFI
Caption color is not the material color | All dimensions and weight are for chains in POM | Other materials on request

863 TAB

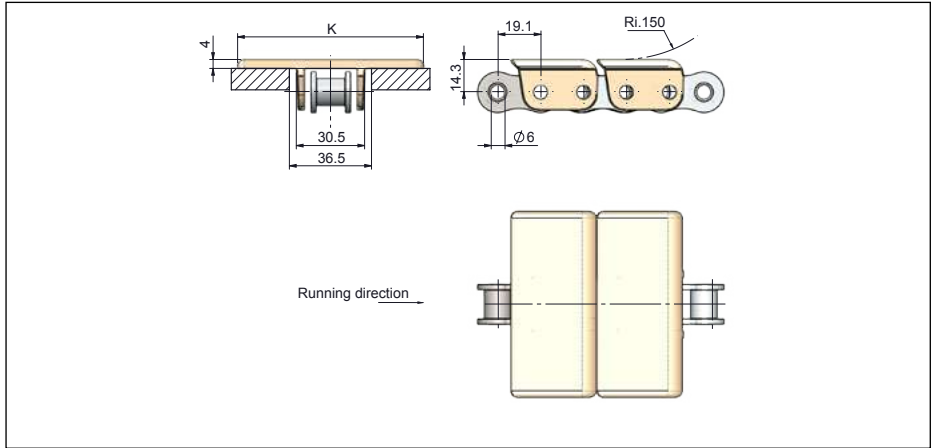



Specifications	
Pitch	19.1 mm (0.75 in).
Backflex radius	150 mm (6 in).
Permissible tensile strength	Carbon: 5500 N (1200 lbf), SS: 2700 N (600 lbf)
Standard length	1 Box: 80 flights ~ 3.05 m (10 ft), 1 Box: 160 links ~ 3.05 m (10 ft).
Materials info	See Uni material and color overview
Related products	
Sprockets	p. 73
Curves	N/A

Series	Width (K)		Material	Weight	
	mm	inch		flight	Kg/m
863 TAB K250	63.5	2.50	■	2.1	1.41
863 TAB K325*	82.6	3.25	□	2.2	1.48
863 TAB K450	114.3	4.50	■	2.4	1.61
863 TAB K500	127	5.00	■	2.4	1.60
863 TAB K1000	254	10.00	■	3.2	2.15

Chain material: austenitic | □ POM-DI | ■ Non standard
Caption color is not the material color | All dimensions and weight are for chains in POM | Other materials on request
*Rubber top surface available. refer to product data sheet for more information.

863

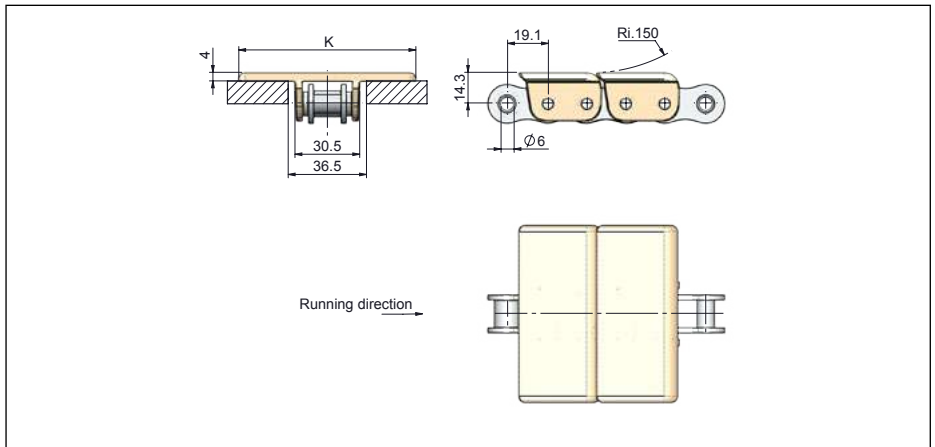


Specifications	
Pitch	19.1 mm (0.75 in).
Backflex radius	150 mm (6 in).
Permissible tensile strength	Carbon: 5500 N (1200 lbf) SS: 2700 N (600 lbf)
Standard length	1 Box: 80 flights ~ 3.05 m (10 ft). 1 Box: 160 links ~ 3.05 m (10 ft).
Materials info	See Uni material and color overview
Related products	
Sprockets	p. 73
Curves	N/A

Series	Width (K)		Material	Weight	
	mm	inch		flight	Kg/m
863 K175	44.5	1.75	■	1.9	1.28
863 K250	63.5	2.50	■	2	1.35
863 K325*	82.6	3.25	□ ■	2.1	1.41
863 K450*	114.3	4.50	■	2.3	1.55
863 K600	153.4	6.00	■	2.5	1.68
863 K750	190.5	7.50	■	2.7	1.8

Chain material: austenitic | □ POM-DI | ■ POM-LF - POM-LFI | ■ Non standard
 Caption color is not the material color | All dimensions and weight are for chains in POM | Other materials on request
 *Rubber top surface available. refer to product data sheet for more information.

963

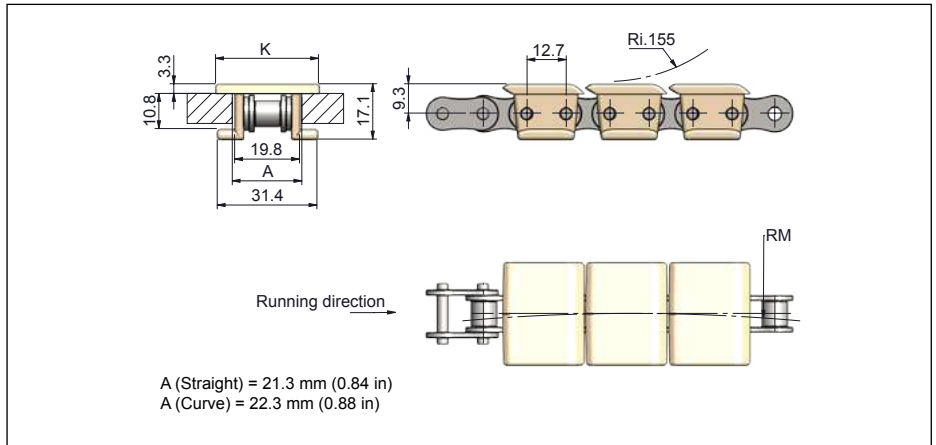



Specifications	
Pitch	19.1 mm (0.75 in).
Backflex radius	150 mm (6 in).
Permissible tensile strength	Carbon: 4000 N (900 lbf). SS: 2000 N (450 lbf).
Standard length	1 Box: 80 flights ~ 3.05 m (10 ft). 1 Box: 160 links ~ 3.05 m (10 ft).
Materials info	See Uni material and color overview
Related products	
Sprockets	p. 73
Curves	N/A

Series	Width (K)		Material	Weight	
	mm	inch		flight	Kg/m
963 K325*	82.6	3.25	■	2.1	1.41
963 K400	114.3	4.50	■	2.3	1.55
963 K600	152.4	6.00	■	2.5	1.68
963 K750	190.5	7.50	■	2.7	1.81

Chain material: austenitic | ■ Non standard
 Caption color is not the material color | All dimensions and weight are for chains in POM | Other materials on request
 *Rubber top surface available. refer to product data sheet for more information.

1843 TAB

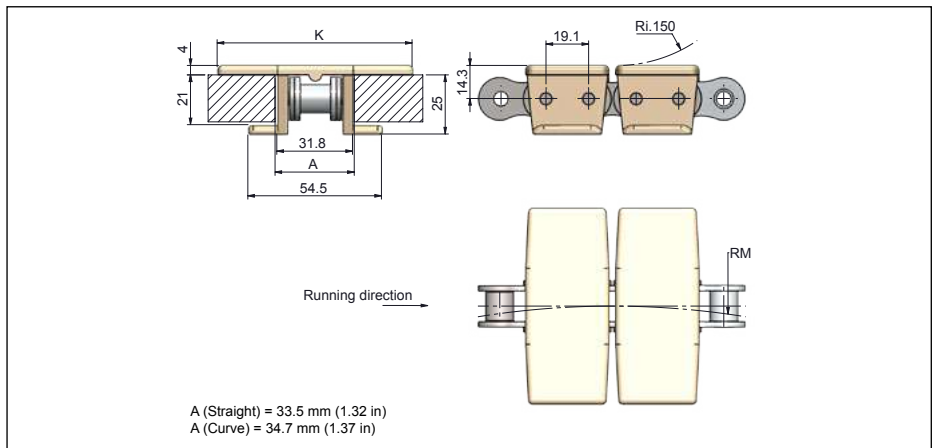


Specifications	
Pitch	12.7 mm (0.5 in).
Backflex radius	155 mm (6.10 in).
Permissible tensile strength	Carbon: 2000 N (450 lbf), SS: 1500 N (340 lbf).
Standard length	1 Box: 240 flights ~ 6.09 m (20 ft), 1 Box: 480 links ~ 6.09 m (20 ft).
Materials info	See Uni material and color overview
Related products	
Sprockets	p. 73
Curves	N/A

Series	Width (K)		Material	Weight		RM	
	mm	inch		flight	Kg/m	lb/ft	mm
1843 TAB K125*	31.5	1.25	■	0.8	0.54	254	10
1843 TAB K150*	37.9	1.50	■	0.9	0.6	254	10
1843 TAB K200*	50.6	2.00	■	0.9	0.6	254	10
1843 TAB K325*	82.6	3.25	■	1	0.67	254	10

Chain material: austenitic | ■ POM-LF - POM-LFI | ■ Non standard
Caption color is not the material color | All dimensions and weight are for chains in POM | Other materials on request
*Rubber top surface available. refer to product data sheet for more information.

1873 TAB

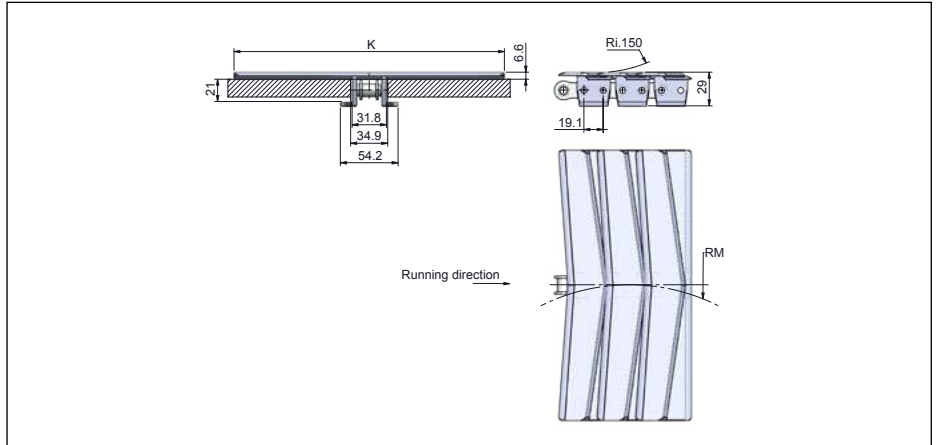



Specifications	
Pitch	19.05 mm (0.75 in).
Backflex radius	150 mm (6 in).
Permissible tensile strength	Carbon: 4000 N (900 lbf), SS: 2000 N (450 lbf).
Standard length	1 Box: 80 flights ~ 3.05 m (10 ft), 1 Box: 160 links ~ 3.05 m (10 ft).
Materials info	See Uni material and color overview
Related products	
Sprockets	p. 73
Curves	p. 96

Series	Width (K)		Material	Weight		RM	
	mm	inch		flight	Kg/m	lb/ft	mm
1873 TAB K225	57.2	2.25	■	2	1.34	356	14
1873 TAB K250	63.5	2.50	■	2	1.34	356	14
1873 TAB K325*	82.6	3.25	■	2.1	1.41	356	14
1873 TAB K450*	114.3	4.50	□ ■	2.3	1.55	356	14
1873 TAB K600	152.4	6.00	■	2.4	1.61	457	18
1873 TAB K750	190.5	7.50	■	2.6	1.75	457	18
1873 TAB K1000	254	10.00	■	2.8	1.88	457	18
1873 TAB K1200*	304.8	12.00	■	3	2.02	457	18

Chain material: austenitic | □ POM-DI | ■ POM-LF - POM-LFI | ■ Non standard
Caption color is not the material color | All dimensions and weight are for chains in POM | Other materials on request
*Rubber top surface available. refer to product data sheet for more information.

3873 TAB



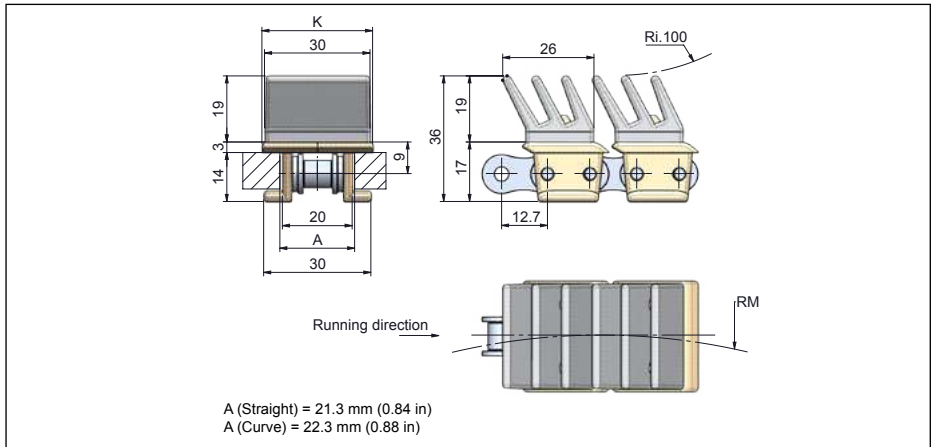

Specifications	
Pitch	19.1 mm (0.75 in).
Backflex radius	150 mm (6 in).
Permissible tensile strength	Carbon: 4000 N (900 lbf), SS: 2000 N (450 lbf).
Standard length	1 Box: 80 flights ~ 3.05 m (10 ft). 1 Box: 160 links ~ 3.05 m (10 ft).
Materials info	See Uni material and color overview

Related products	
Sprockets	p. 73
Curves	N/A

Series	Width (K)		Material	Weight		RM	
	mm	inch		Kg/m	lb/ft	mm	inch
3873 TAB K1000	254	10.00	■	3.5	2.35	356	14

Chain material: austenitic | ■ POM-LFI
 Caption color is not the material color | All dimensions and weight are for chains in POM | Other materials on request

1843 Grip G3

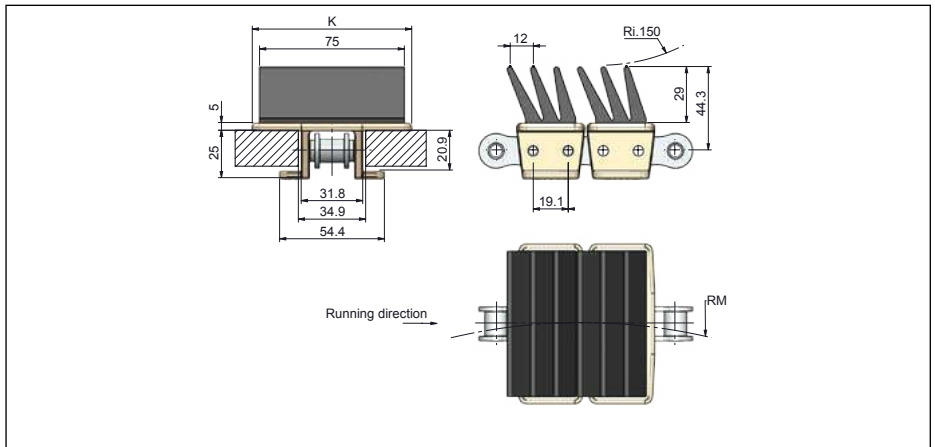


Specifications	
Pitch	12.7 mm (0.5 in).
Backflex radius	100 mm (3.94 in).
Permissible tensile strength	Carbon: 2700 N (607 lbf), SS: 1900 N (427 lbf).
Standard length	1 Box: 120 flights ~ 3.05 m (10 ft), 1 Box: 240 links ~ 3.05 m (10 ft).
Materials info	See Uni material and color overview
Related products	
Sprockets	p. 73
Curves	N/A

Series	Width (K)		Material	Weight		RM	
	mm	inch		flight	Kg/m	lb/ft	mm
1843 G3 K125	31.8	1.25	■	1.03	0.69	350	13.78

Chain material: austenitic | ■ POM-LFI
Caption color is not the material color | All dimensions and weight are for chains in POM | Other materials on request

1873 Grip G3

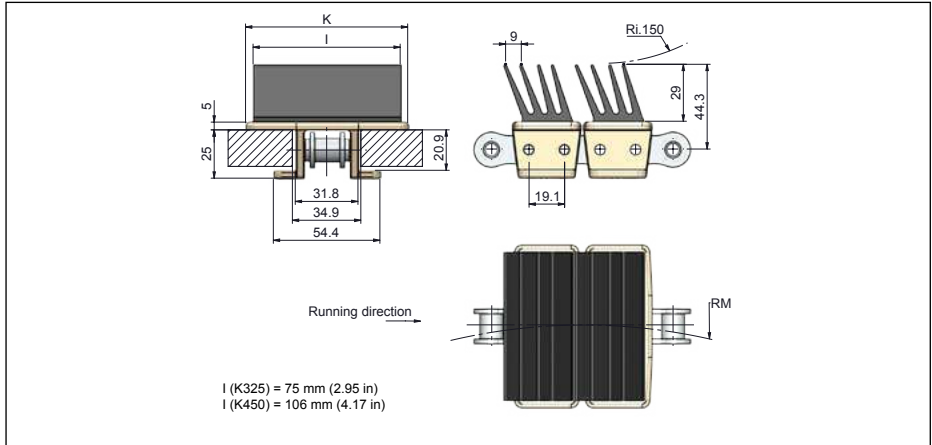


Specifications	
Pitch	19.1 mm (0.75 in).
Backflex radius	150 mm (6 in).
Permissible tensile strength	Carbon: 4000 N (900 lbf), SS: 2000 N (450 lbf).
Standard length	1 Box: 160 flights ~ 6.10 m (20 ft), 1 Box: 320 links ~ 6.10 m (20 ft).
Materials info	See Uni material and color overview
Related products	
Sprockets	p. 73
Curves	p. 96

Series	Width (K)		Material	Weight		RM	
	mm	inch		flight	Kg/m	lb/ft	mm
1873 G3 K325	82.6	3.25	□ ■	3.7	3.08	356	14.02

Chain material: austenitic | □ POM-DI | ■ POM-LF - POM-LFI
Caption color is not the material color | All dimensions and weight are for chains in POM | Other materials on request

1873 Grip G4

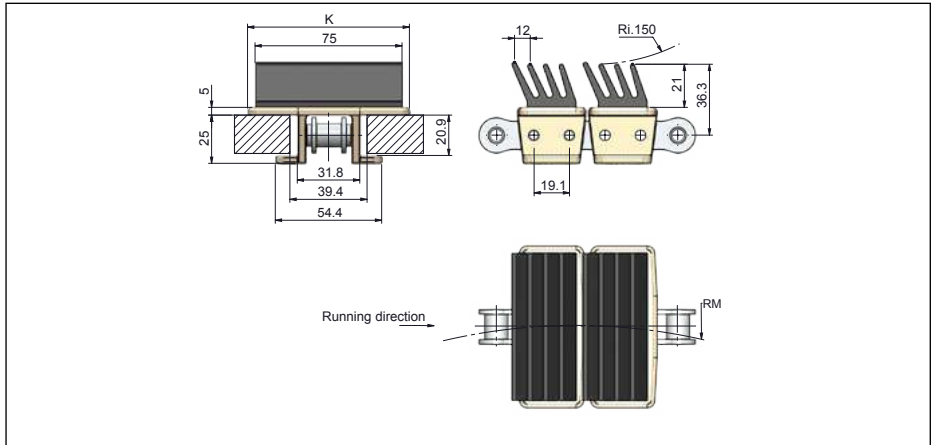


Specifications	
Pitch	19.1 mm (0.75 in).
Backflex radius	150 mm (6 in).
Permissible tensile strength	Carbon: 4000 N (900 lbf). SS: 2000 N (450 lbf).
Standard length	1 Box: 160 flights ~ 6.10 m (20 ft). 1 Box: 320 links ~ 6.10 m (20 ft).
Materials info	See Uni material and color overview
Related products	
Sprockets	p. 73
Curves	p. 96

Series	Width (K)		Material	Weight		RM	
	mm	inch		Kg/m	lb/ft	mm	inch
1873 G4 K325	82.6	3.25	■	3	2.02	356	14.02
1873 G4 K450	114.3	4.50	■	-	-	356	14.02

Chain material: austenitic | ■ POM-LFI | ■ Non standard
Caption color is not the material color | All dimensions and weight are for chains in POM | Other materials on request

1873 Grip G4L

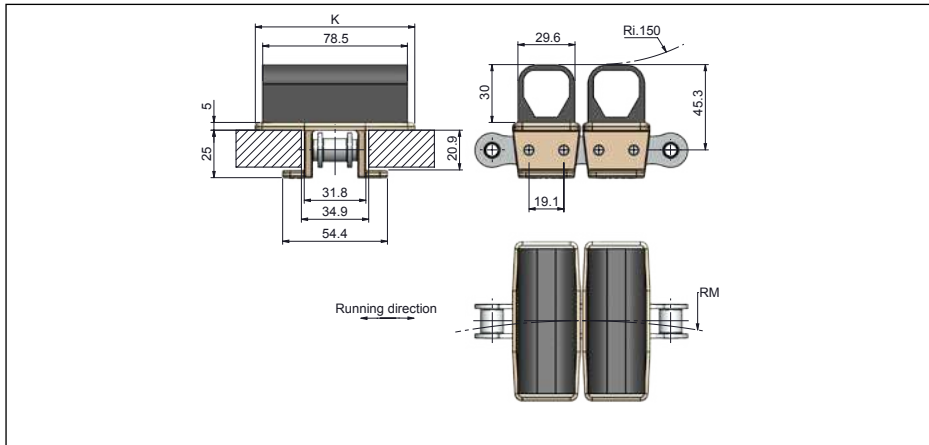


Specifications	
Pitch	19.1 mm (0.75 in).
Backflex radius	150 mm (6 in).
Permissible tensile strength	Carbon: 4000 N (900 lbf). SS: 2000 N (450 lbf).
Standard length	1 Box: 160 flights ~ 6.10 m (20 ft). 1 Box: 320 links ~ 6.10 m (20 ft).
Materials info	See Uni material and color overview
Related products	
Sprockets	p. 73
Curves	p. 96

Series	Width (K)		Material	Weight		RM	
	mm	inch		Kg/m	lb/ft	mm	inch
1873 G4L K325	82.6	3.25	■	3.2	2.15	356	14.02

Chain material: austenitic | ■ POM-LFI
Caption color is not the material color | All dimensions and weight are for chains in POM | Other materials on request

1873 Grip D

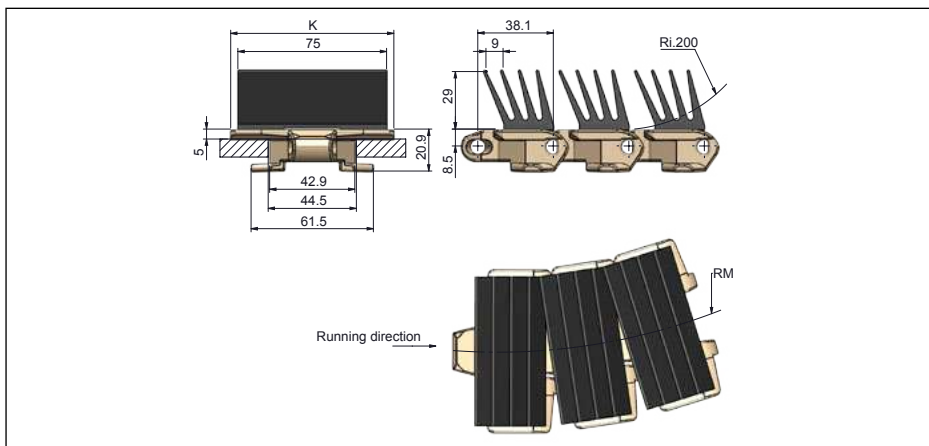


Specifications	
Pitch	19.1 mm (0.75 in).
Backflex radius	150 mm (6 in).
Permissible tensile strength	Carbon: 4000 N (900 lbf), SS: 2000 N (450 lbf).
Standard length	1 Box: 160 flights ~ 6.10 m (20 ft), 1 Box: 320 links ~ 6.10 m (20 ft).
Materials info	See Uni material and color overview
Related products	
Sprockets	p. 73
Curves	p. 96

Series	Width (K)		Material	Weight		RM	
	mm	inch		flight	Kg/m	lb/ft	mm
1873 Grip D K325	82.6	3.25	■	2.9	1.95	356	14

Chain material: austenitic | ■ POM-LFI
Caption color is not the material color | All dimensions and weight are for chains in POM | Other materials on request

879 TAB R G4

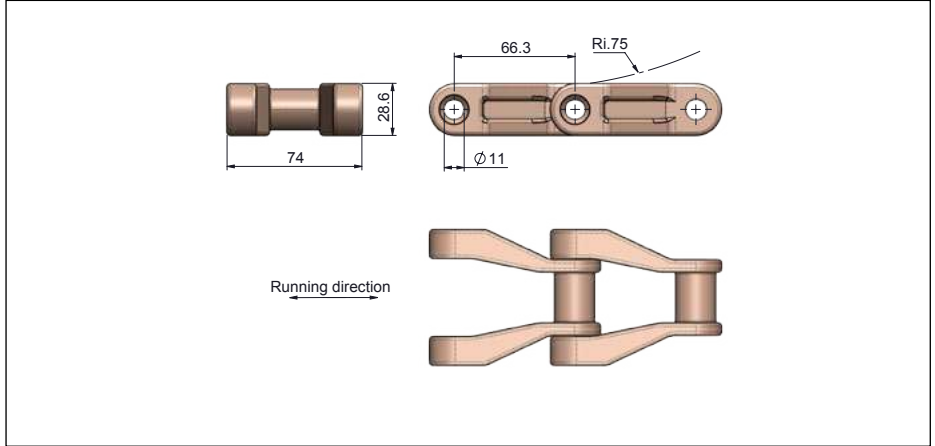


Specifications	
Pitch	38.1 mm (1.5 in).
Backflex radius	200 mm (7.87 in).
Permissible tensile strength	POM: 2250 N (506 lbf).
Standard length	1 Box: 80 links ~ 3.05 m (10 ft).
Materials info	See Uni material and color overview
Related products	
Sprockets	p. 61, 62, 63
Curves	N/A

Series	Width (K)		Material	Weight		RM	
	mm	inch		chain	Kg/m	lb/ft	mm
879 TAB R G4 K325	82.6	3.25	■	1.3	0.87	200	7.87

Pin material: austenitic | ■ POM-LFI
Caption color is not the material color | All dimensions and weight are for chains in POM | Other materials on request

NH78

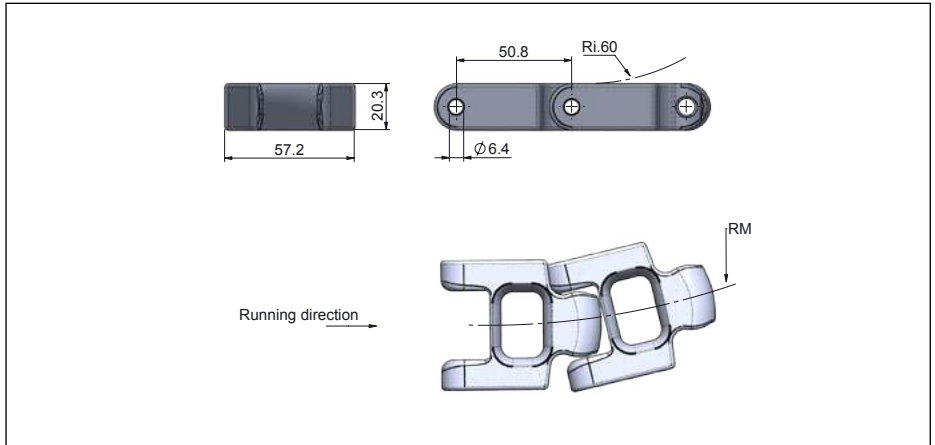


Specifications	
Pitch	66.3mm (2.61in).
Backflex radius	75 mm (3 in).
Permissible tensile strength	POM: 9000 N (2023 lbf).
Standard length	1 Box: 92 links ~ 6.10 m (20 ft).
Materials info	See Uni material and color overview
Related products	
Sprockets	p. 74
Curves	N/A

Series	Width (K)		Material	Weight	
	mm	inch		chain	Kg/m
NH78 T1	74	2.91	□ ■	2.1	1.41

Pin material: ferritic | □ POM-D | ■ POM-LF
 Caption color is not the material color | All dimensions and weight are for chains in POM | Other materials on request

3200

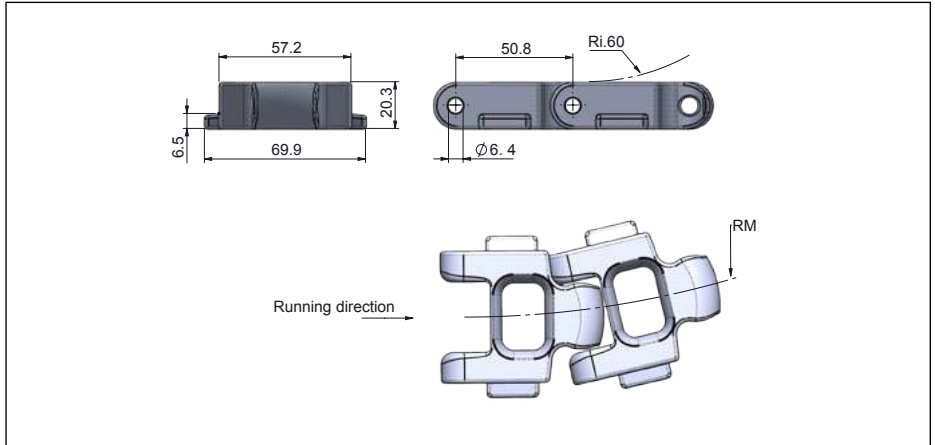


Specifications	
Pitch	50.8 mm (2 in).
Backflex radius	60 mm (2.4 in).
Permissible tensile strength	POM: 3150 N (708 lbf).
Standard length	1 Box: 120 links ~ 6.10 m (20 ft).
Materials info	See Uni material and color overview
Related products	
Sprockets	p. 74
Curves	N/A

Series	Width (K)		Material	Weight	
	mm	inch		chain	Kg/m
3200	57.2	2.25	□	1.3	0.87

Pin material: austenitic | □ POM-DI
 Caption color is not the material color | All dimensions and weight are for chains in POM | Other materials on request

3200 TAB

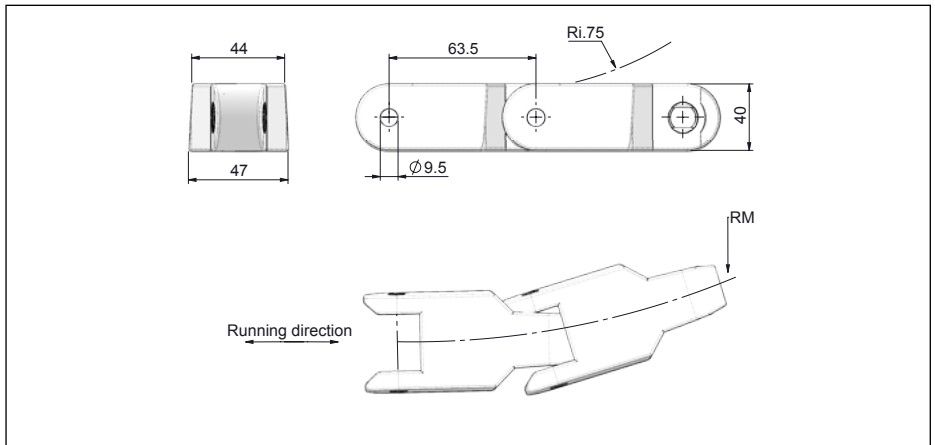


Specifications	
Pitch	50.8 mm (2 in).
Backflex radius	60 mm (2.4 in).
Permissible tensile strength	POM: 2525 N (568 lbf).
Standard length	1 Box: 120 links ~ 6.10 m (20 ft).
Materials info	See Uni material and color overview
Related products	
Sprockets	p. 74
Curves	N/A

Series	Width (K)		Material	Weight		RM	
	mm	inch		chain	Kg/m	lb/ft	mm
3200 TAB	57.2	2.25	□	1.3	0.87	406	16

Pin material: austenitic | □ POM-DI
Caption color is not the material color | All dimensions and weight are for chains in POM | Other materials on request

2500

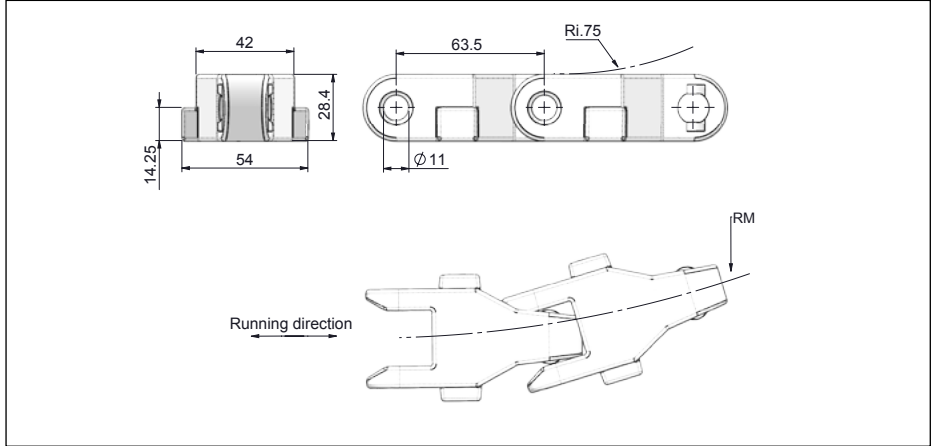


Specifications	
Pitch	63.5 mm (2.5 in).
Backflex radius	75 mm (3 in).
Permissible tensile strength	POM: 7500 N (1686 lbf).
Standard length	1 Box: 96 links ~ 6.10 m (20 ft).
Materials info	See Uni material and color overview
Related products	
Sprockets	p. 75
Curves	N/A

Series	Width (K)		Material	Weight		RM	
	mm	inch		chain	Kg/m	lb/ft	mm
2500*	44	1.73	□	2	1.34	600	23.62

Pin material: austenitic | □ POM-D
Caption color is not the material color | All dimensions and weight are for chains in POM | Other materials on request
*Rubber top surface available. refer to product data sheet for more information.

2600 TAB C



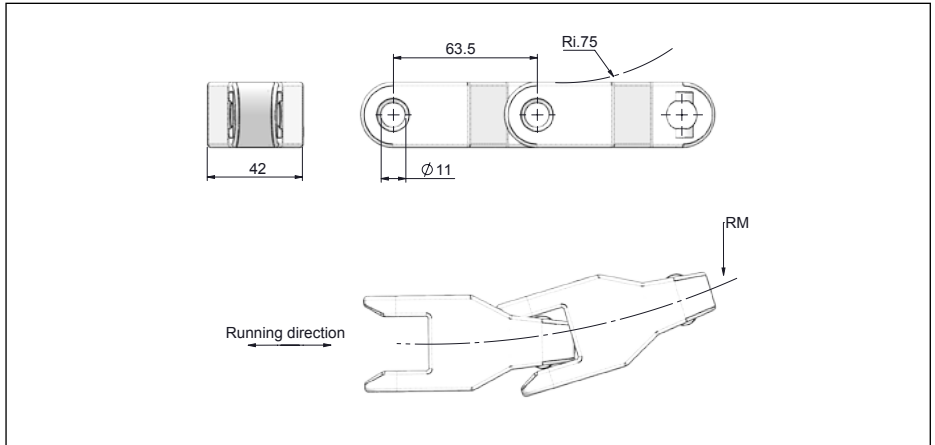
Specifications	
Pitch	63.5 mm (2.5 in).
Backflex radius	75 mm (3 in).
Permissible tensile strength	POM: 6000 N (1349 lbf).
Standard length	1 Box: 96 links ~ 6.10 m (20 ft).
Materials info	See Uni material and color overview

Related products	
Sprockets	p. 76
Curves	p. 95

Series	Width (K)		Material	Weight		RM	
	mm	inch		Kg/m	lb/ft	mm	inch
2600 TAB C*	42	1.65	□	1.5	1	600	23.62

Pin material: austenitic | □ POM-D
 Caption color is not the material color | All dimensions and weight are for chains in POM | Other materials on request
 *Rubber top surface available. refer to product data sheet for more information.

2600 C



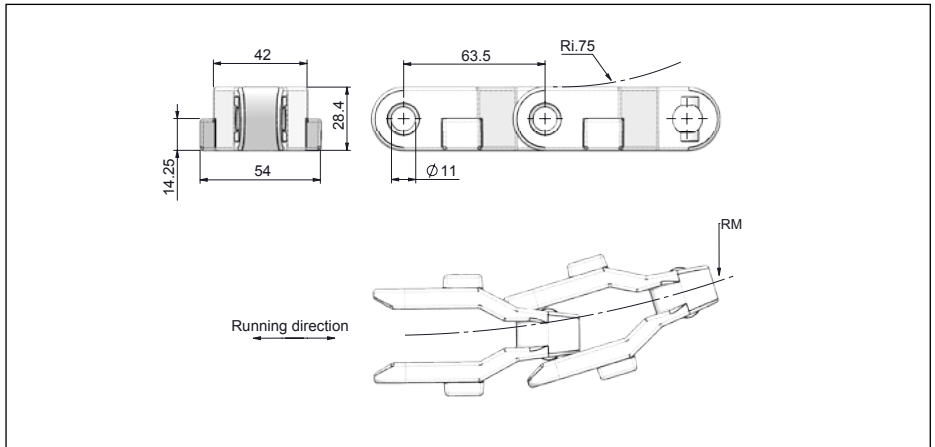
Specifications	
Pitch	63.5 mm (2.5 in).
Backflex radius	75 mm (3 in).
Permissible tensile strength	POM: 4500 N (1012 lbf).
Standard length	1 Box: 96 links ~ 6.10 m (20 ft).
Materials info	See Uni material and color overview

Related products	
Sprockets	p. 76
Curves	p. 94

Series	Width (K)		Material	Weight		RM	
	mm	inch		Kg/m	lb/ft	mm	inch
2600 C*	42	1.65	□	1.4	0.94	600	23.62

Pin material: austenitic | □ POM-D
 Caption color is not the material color | All dimensions and weight are for chains in POM | Other materials on request
 *Rubber top surface available. refer to product data sheet for more information.

2600 TAB O



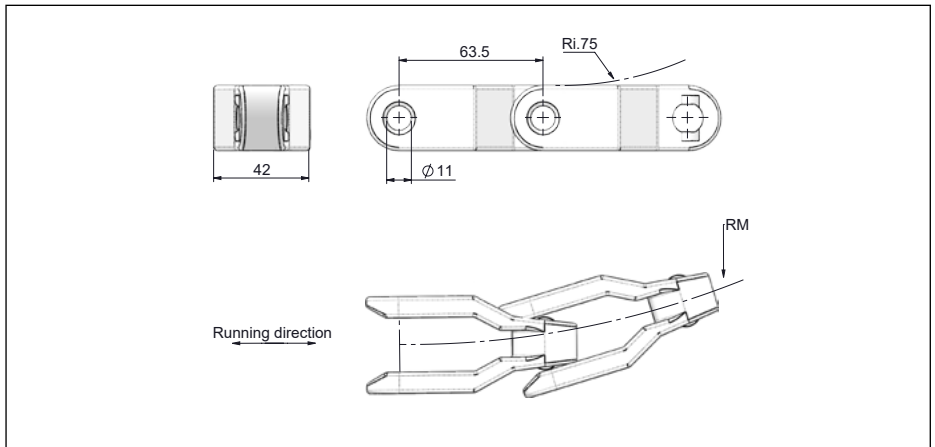
Specifications	
Pitch	63.5 mm (2.5 in).
Backflex radius	75 mm (3 in).
Permissible tensile strength	POM: 6000 N (1349 lbf).
Standard length	1 Box: 96 links ~ 6.10 m (20 ft).
Materials info	See Uni material and color overview

Related products	
Sprockets	p. 76
Curves	p. 95

Series	Width (K)		Material	Weight		RM	
	mm	inch		Kg/m	lb/ft	mm	inch
2600 TAB O	42	1.65	□ ■	1.4	0.94	600	23.62

Pin material: austenitic | □ POM-D | ■ POM-SLF
 Caption color is not the material color | All dimensions and weight are for chains in POM | Other materials on request

2600 O



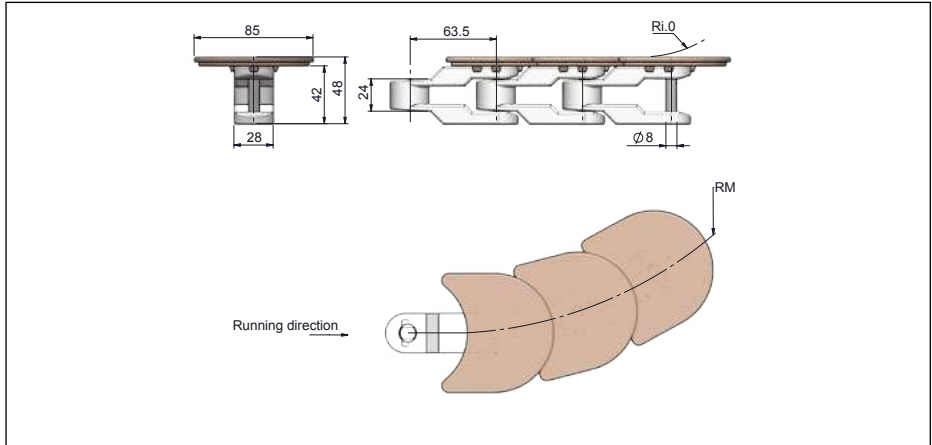
Specifications	
Pitch	63.5 mm (2.5 in).
Backflex radius	75 mm (3 in).
Permissible tensile strength	POM: 4500 N (1012 lbf).
Standard length	1 Box: 96 links ~ 6.10 m (20 ft).
Materials info	See Uni material and color overview

Related products	
Sprockets	p. 76
Curves	p. 94

Series	Width (K)		Material	Weight		RM	
	mm	inch		Kg/m	lb/ft	mm	inch
2600 O	42	1.65	□	1.3	0.87	600	23.62

Pin material: ferritic | □ POM-D
 Caption color is not the material color | All dimensions and weight are for chains in POM | Other materials on request

2600 HM

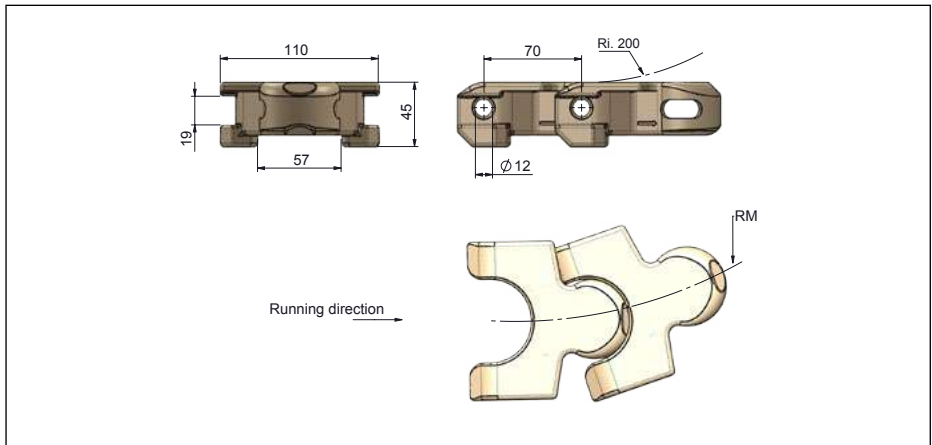


Specifications	
Pitch	63.5 mm (2.5 in).
Backflex radius	0 mm (0 in).
Permissible tensile strength	POM: 3000 N (483 lbf).
Standard length	1 Box: 80 links ~ 3.05 m (10 ft).
Materials info	See Uni material and color overview
Related products	
Sprockets	p. 76
Curves	N/A

Series	Width (K)		Material		Weight		RM	
	mm	inch	chain	flight	Kg/m	lb/ft	mm	inch
2600 HM	85.5	3.36	□	■	1.62	1.08	80	1.62

Pin material: austenitic | □ POM-D | ■ POM-LF
 Caption color is not the material color | All dimensions and weight are for chains in POM | Other materials on request

2700

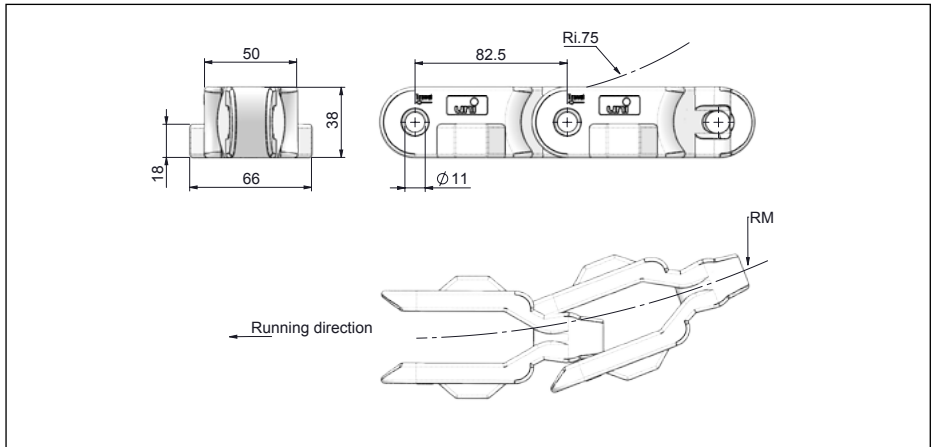


Specifications	
Pitch	70 mm (2.76 in).
Backflex radius	200 mm (8 in).
Permissible tensile strength	POM: 11000 N (2473 lbf).
Standard length	1 Box: 72 links ~ 5.04 m (16.5 ft).
Materials info	See Uni material and color overview
Related products	
Sprockets	p. 75
Curves	N/A

Series	Width (K)		Material		Weight		RM	
	mm	inch	chain	flight	Kg/m	lb/ft	mm	inch
2700*	110	4.33	□	■	4.6	3.09	300	11.81

Pin material: austenitic | □ POM-D | ■ POM-LF
 Caption color is not the material color | All dimensions and weight are for chains in POM | Other materials on request
 *Rubber top surface available. refer to product data sheet for more information.

1400 TAB

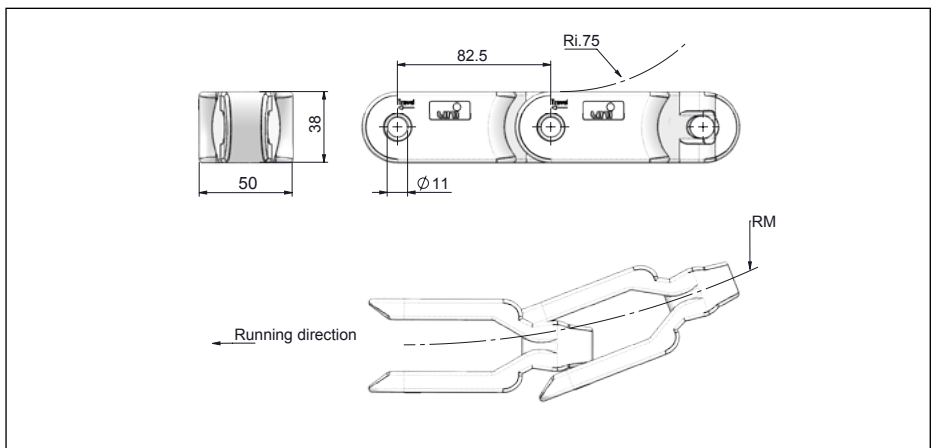


Specifications	
Pitch	82.5 mm (3.25 in).
Backflex radius	75 mm (3 in).
Permissible tensile strength	POM: 8000 N (1798 lbf).
Standard length	1 Box: 74 links ~ 6.10 m (20 ft).
Materials info	See Uni material and color overview
Related products	
Sprockets	p. 77
Curves	N/A

Series	Width (K)		Material	Weight		RM	
	mm	inch		chain	Kg/m	lb/ft	mm
1400 TAB	50	1.97	□	2.3	1.55	450	17.72

Pin material: ferritic | □ POM-D
Caption color is not the material color | All dimensions and weight are for chains in POM | Other materials on request

1400

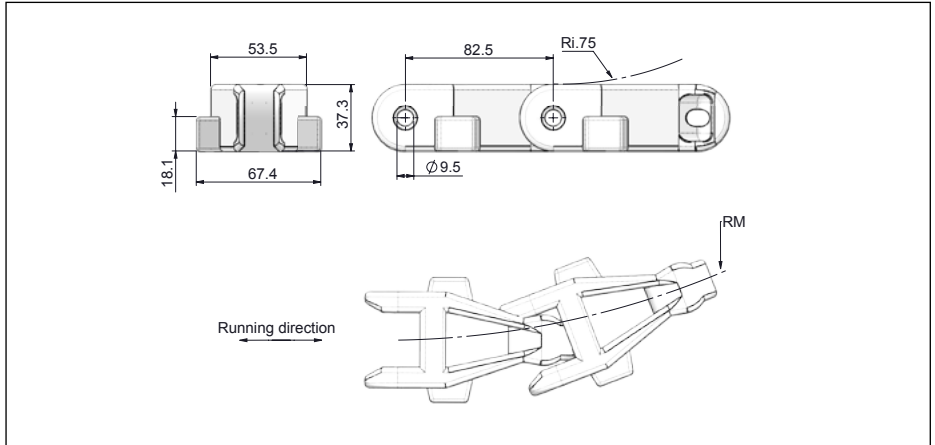


Specifications	
Pitch	82.5 mm (3.25 in).
Backflex radius	75 mm (3 in).
Permissible tensile strength	POM: 8000 N (1798 lbf).
Standard length	1 Box: 74 links ~ 6.10 m (20 ft).
Materials info	See Uni material and color overview
Related products	
Sprockets	p. 77
Curves	N/A

Series	Width (K)		Material	Weight		RM	
	mm	inch		chain	Kg/m	lb/ft	mm
1400	50	1.97	□	2.1	1.41	450	17.72

Pin material: ferritic | □ POM-D
Caption color is not the material color | All dimensions and weight are for chains in POM | Other materials on request

2800 TAB



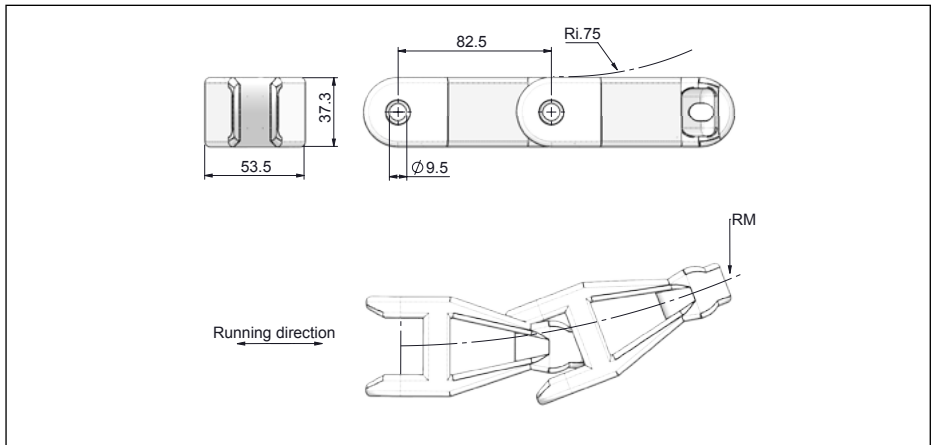
Specifications	
Pitch	82.5 mm (3.25 in).
Backflex radius	75 mm (3 in).
Permissible tensile strength	POM: 6000 N (1349 lbf).
Standard length	1 Box: 74 links ~ 6.10 m (20 ft).
Materials info	See Uni material and color overview
Related products	
Sprockets	p. 77
Curves	N/A

Series	Width (K)		Material	Weight		RM	
	mm	inch		chain	Kg/m	lb/ft	mm
2800 TAB	53.5	2.11	□	1.7	1.14	500	19.69

Pin material: austenitic | □ POM-D
 Caption color is not the material color | All dimensions and weight are for chains in POM | Other materials on request

PLASTIC CHAINS

2800

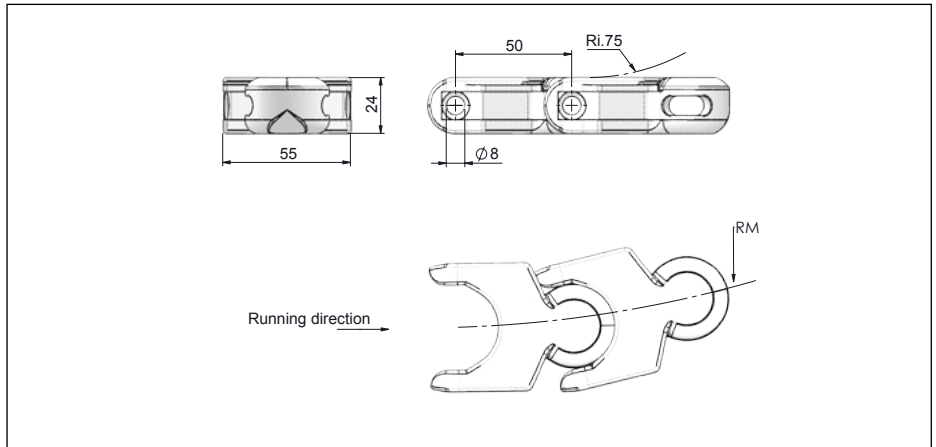


Specifications	
Pitch	82.5 mm (3.25 in).
Backflex radius	75 mm (3 in).
Permissible tensile strength	POM: 6000 N (1349 lbf).
Standard length	1 Box: 74 links ~ 6.10 m (20 ft).
Materials info	See Uni material and color overview
Related products	
Sprockets	p. 77
Curves	N/A

Series	Width (K)		Material	Weight		RM	
	mm	inch		chain	Kg/m	lb/ft	mm
2800	53.5	2.11	□	1.6	1.09	500	19.69

Pin material: austenitic | □ POM-D
 Caption color is not the material color | All dimensions and weight are for chains in POM | Other materials on request

1700



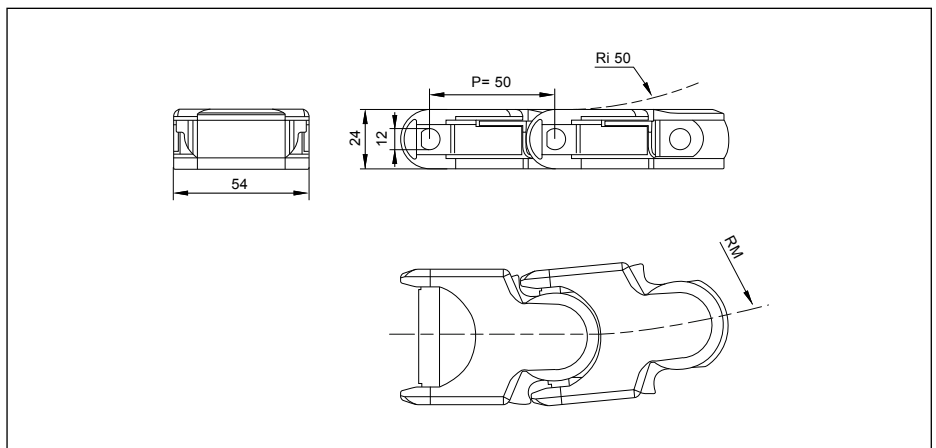
Specifications	
Pitch	50 mm (1.97 in).
Backflex radius	75 mm (3 in).
Permissible tensile strength	POM: 4000 N (899 lbf).
Standard length	1 Box: 122 links ~ 6.10 m (20 ft).
Materials info	See Uni material and color overview

Related products	
Sprockets	p. 78
Curves	p. 91

Series	Width (K)		Material	Weight		RM	
	mm	inch		Kg/m	lb/ft	mm	inch
1700*	55	2.17	□ ■	1.4	0.94	150	5.91

Pin material: austenitic | □ POM-D | ■ POM-LF
 Caption color is not the material color | All dimensions and weight are for chains in POM | Other materials on request
 *Rubber top surface available. refer to product data sheet for more information.

1700 Finger Protection



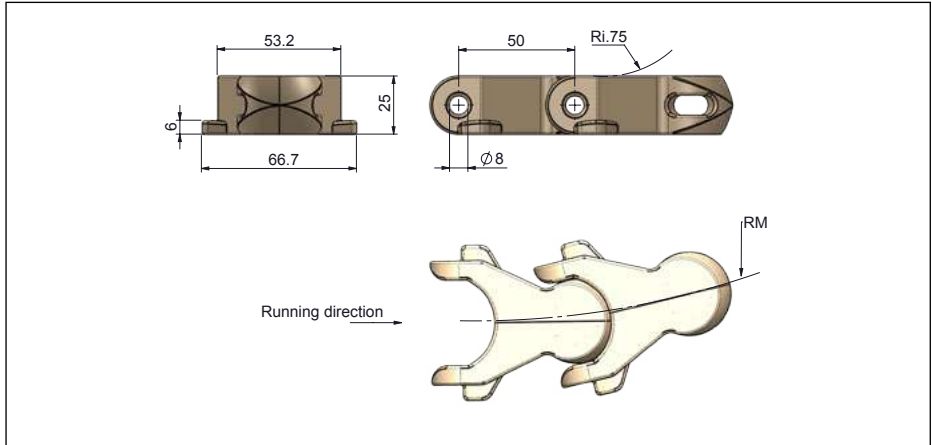
Specifications	
Pitch	50 mm (1.97 in).
Backflex radius	50 mm (1.97 in).
Permissible tensile strength	POM: 2700 N (607 lbf).
Standard length	1 Box: 80 links ~ 3.05 m (10 ft).
Materials info	See Uni material and color overview

Related products	
Sprockets	p. 78
Curves	N/A

Series	Width (K)		Material	Weight		RM	
	mm	inch		Kg/m	lb/ft	mm	inch
1700 FP	54	2.12	□ ■	1.5	1	150	5.91

Pin material: austenitic | □ POM-D | ■ POM-LF
 Caption color is not the material color | All dimensions and weight are for chains in POM | Other materials on request

1701 TAB • TAB R

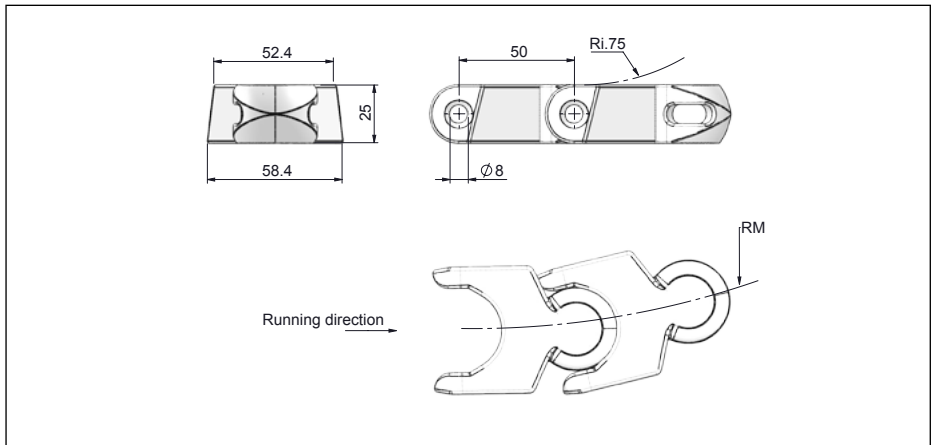


Specifications	
Pitch	50 mm (1.97 in).
Backflex radius	75 mm (3 in).
Permissible tensile strength	POM: 4000 N (899 lbf).
Standard length	1 Box: 122 links ~ 6.10 m (20 ft).
Materials info	See Uni material and color overview
Related products	
Sprockets	p. 78
Curves	p. 92

Series	Width (K)		Material	Weight		RM	
	mm	inch		chain	Kg/m	lb/ft	mm
1701 TAB*	53.3	2.10	□ ■	1.5	1	150	5.91
1701 TAB R*	53.2	2.09	■	1.5	1	125	4.92

Pin material: austenitic | □ POM-D | ■ POM-LF
 Caption color is not the material color | All dimensions and weight are for chains in POM | Other materials on request
 *Rubber top surface available. refer to product data sheet for more information.

1701

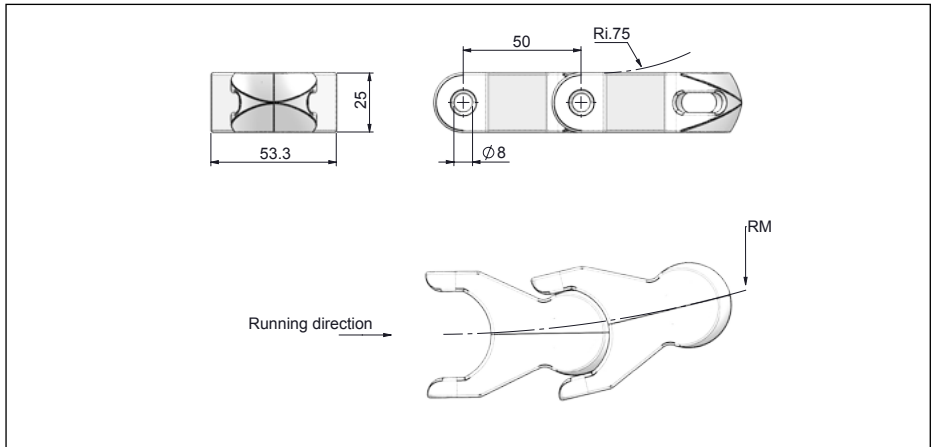


Specifications	
Pitch	50.0 mm (1.97 in).
Backflex radius	75 mm (3 in).
Permissible tensile strength	POM: 4000 N (899 lbf)
Standard length	1 Box: 122 links ~ 6.10 m (20 ft).
Materials info	See Uni material and color overview
Related products	
Sprockets	p. 78
Curves	p. 92

Series	Width (K)		Material	Weight		RM	
	mm	inch		chain	Kg/m	lb/ft	mm
1701*	52.4	2.06	□ ■	1.5	1.01	150	5.91

Pin material: austenitic | □ POM-D | ■ POM-LF
 Caption color is not the material color | All dimensions and weight are for chains in POM | Other materials on request
 *Rubber top surface available. refer to product data sheet for more information.

1702



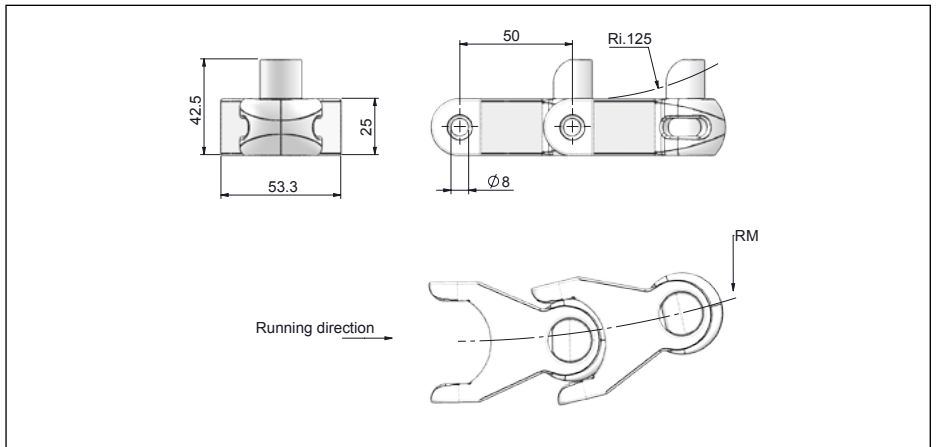
Specifications	
Pitch	50 mm (1.97 in).
Backflex radius	75 mm (3 in).
Permissible tensile strength	POM: 4000 N (899 lbf).
Standard length	1 Box: 122 links ~ 6.10 m (20 ft).
Materials info	See Uni material and color overview

Related products	
Sprockets	p. 78
Curves	p. 93

Series	Width (K)		Material	Weight		RM	
	mm	inch		Kg/m	lb/ft	mm	inch
1702*	53.3	2.10	□ ■ ■	1.5	1	150	5.91

Pin material: austenitic | □ POM-D | ■ POM-LF | ■ POM-SLF
 Caption color is not the material color | All dimensions and weight are for chains in POM | Other materials on request
 *Rubber top surface available. refer to product data sheet for more information.

1702 M



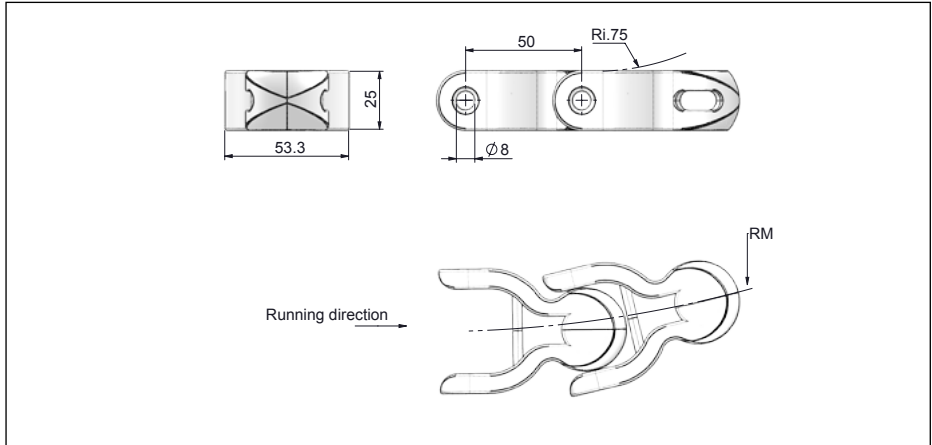
Specifications	
Pitch	50 mm (1.97 in).
Backflex radius	125 mm (4.9 in).
Permissible tensile strength	POM: 4000 N (899 lbf).
Standard length	1 Box: 122 links ~ 6.10 m (20 ft).
Materials info	See Uni material and color overview

Related products	
Sprockets	p. 78
Curves	N/A

Series	Width (K)		Material	Weight		RM	
	mm	inch		Kg/m	lb/ft	mm	inch
1702 M	53.3	2.10	□	1.5	1	150	5.91

Pin material: austenitic | □ POM-D
 Caption color is not the material color | All dimensions and weight are for chains in POM | Other materials on request

1703

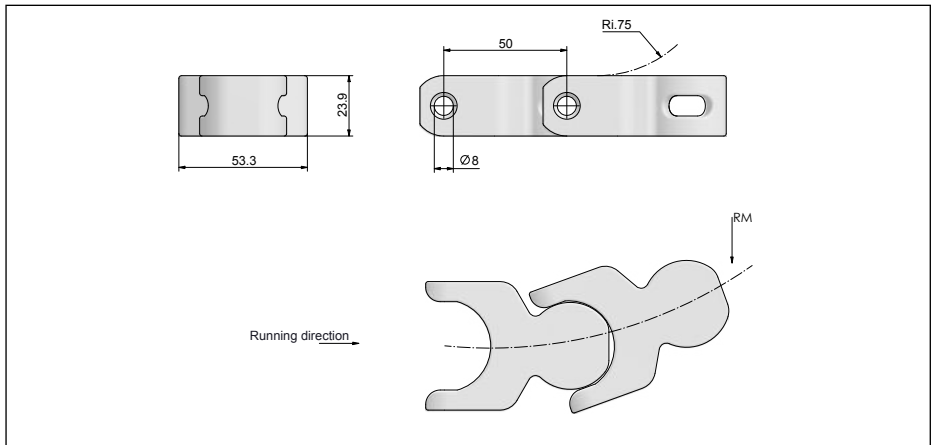


Specifications	
Pitch	50 mm (1.97 in).
Backflex radius	75 mm (3 in).
Permissible tensile strength	POM: 4000 N (899 lbf).
Standard length	1 Box: 122 links ~ 6.10 m (20 ft).
Materials info	See Uni material and color overview
Related products	
Sprockets	p. 78
Curves	N/A

Series	Width (K)		Material		Weight		RM	
	mm	inch	chain	pin	Kg/m	lb/ft	mm	inch
1703	53.3	2.10	□ ■		1.4	0.94	150	5.91

Pin material: austenitic | □ POM-D | ■ PP-AR
 Caption color is not the material color | All dimensions and weight are for chains in POM | Other materials on request

1704

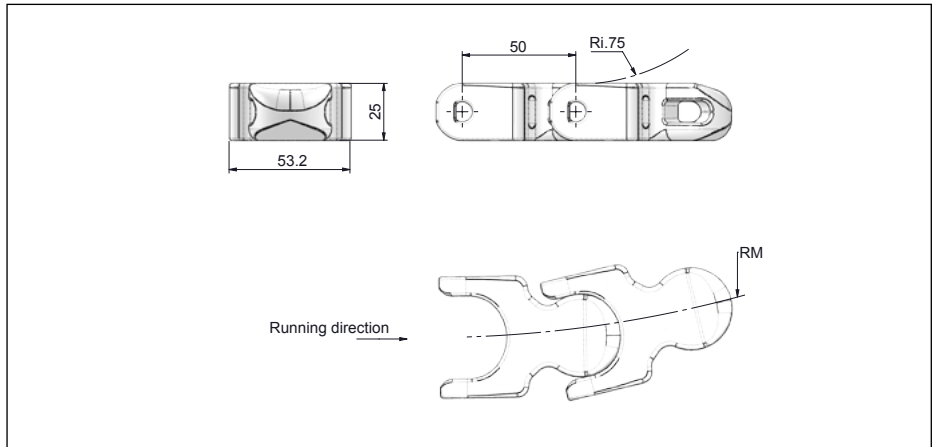


Specifications	
Pitch	50 mm (1.97 in).
Backflex radius	75 mm (3 in).
Permissible tensile strength	POM: 4000 N (899 lbf).
Standard length	1 Box: 122 links ~ 6.10 m (20 ft).
Materials info	See Uni material and color overview
Related products	
Sprockets	p. 78
Curves	N/A

Series	Width (K)		Material		Weight		RM	
	mm	inch	chain	pin	Kg/m	lb/ft	mm	inch
1704*	53.3	2.10	□		1.3	0.87	137.5	5.41

Pin material: austenitic | □ POM-D
 Caption color is not the material color | All dimensions and weight are for chains in POM | Other materials on request
 *Rubber top surface available. refer to product data sheet for more information.

1705

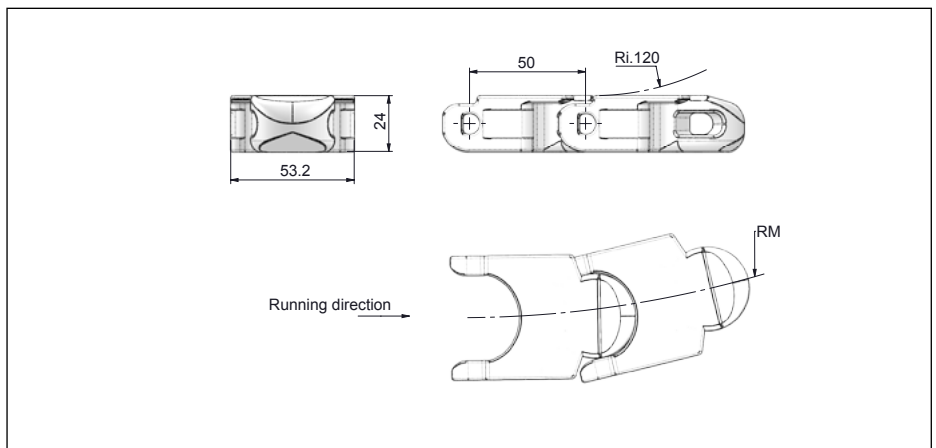


Specifications	
Pitch	50 mm (1.97 in).
Backflex radius	75 mm (3 in).
Permissible tensile strength	POM: 3100 N (689 lbf).
Standard length	1 Box: 122 links ~ 6.10 m (20 ft).
Materials info	See Uni material and color overview
Related products	
Sprockets	p. 78
Curves	N/A

Series	Width (K)		Material	Weight		RM	
	mm	inch		chain	Kg/m	lb/ft	mm
1705*	53.2	2.09	□	1.4	0.94	136	5.35

Pin material: austenitic | □ POM-D
 Caption color is not the material color | All dimensions and weight are for chains in POM | Other materials on request
 *Rubber top surface available. refer to product data sheet for more information.

1706



Specifications	
Pitch	50 mm (1.97 in).
Backflex radius	120 mm (4.7 in).
Permissible tensile strength	POM: 3100 N (689 lbf).
Standard length	1 Box: 122 links ~ 6.10 m (20 ft).
Materials info	See Uni material and color overview
Related products	
Sprockets	p. 78
Curves	N/A

Series	Width (K)		Material	Weight		RM	
	mm	inch		chain	Kg/m	lb/ft	mm
1706*	53.2	2.09	□	1.4	0.94	150	5.91

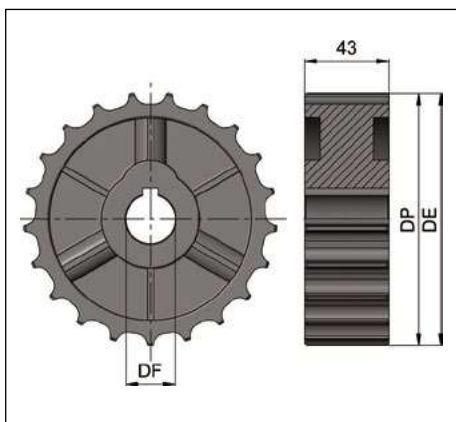
Pin material: austenitic | □ POM-D
 Caption color is not the material color | All dimensions and weight are for chains in POM | Other materials on request
 *Rubber top surface available. refer to product data sheet for more information.



Chain sprockets

810 • 812 • 815 • 815 P • 815 P O • 881 P M • 881 P M O

Molded Solid Drive

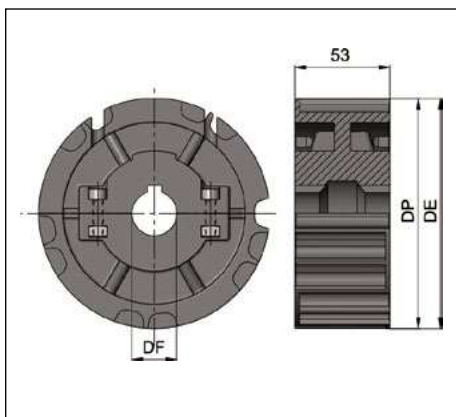


Ref.	Z	DE	DP	DF	Kg.	Box
6319001	19	117.0	117.34	25	0.20	10
6319007	19	117.0	117.34	30	0.20	10
6319012	19	117.0	117.34	35	0.20	10
6319019	19	117.0	117.34	40	0.20	10
6321002	21	129.0	129.26	25	0.20	10
6321008	21	129.0	129.26	30	0.20	10
6321014	21	129.0	129.26	35	0.20	10
6321020	21	129.0	129.26	40	0.20	10
6323003	23	141.0	141.22	25	0.30	10
6323009	23	141.0	141.22	30	0.30	10
6323015	23	141.0	141.22	35	0.30	10
6323021	23	141.0	141.22	40	0.30	10
6325004	25	153.0	153.20	25	0.40	10
6325010	25	153.0	153.20	30	0.40	10
6325017	25	153.0	153.20	35	0.40	10
6325022	25	153.0	153.20	40	0.40	10

Standard material: reinforced polyamide | Colour: black | On demand options: axial locking

810 • 812 • 815 • 815 P • 815 P O • 881 P M • 881 P M O

Molded Split Drive

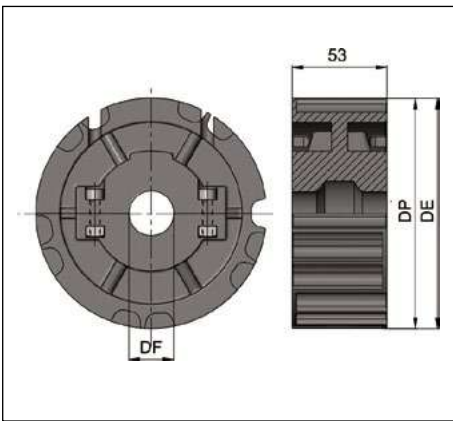


Ref.	Z	DE	DP	DF	Kg.	Box
6321058	21	129.0	129.26	25	0.40	8
6321061	21	129.0	129.26	30	0.40	8
6321064	21	129.0	129.26	35	0.40	8
6321067	21	129.0	129.26	40	0.40	8
6321070	21	129.0	129.26	45	0.40	8
6323059	23	141.0	141.22	25	0.50	10
6323062	23	141.0	141.22	30	0.50	8
6323065	23	141.0	141.22	35	0.50	8
6323068	23	141.0	141.22	40	0.50	8
6323071	23	141.0	141.22	45	0.50	8
6325060	25	153.0	153.20	25	0.70	8
6325063	25	153.0	153.20	30	0.70	8
6325066	25	153.0	153.20	35	0.70	8
6325069	25	153.0	153.20	40	0.70	8
6325072	25	153.0	153.20	45	0.70	8

Standard material: reinforced polyamide | Screws material: stainless steel | Colour: black

810 • 812 • 815 • 815 P • 815 P O • 881 P M • 881 P M O

Molded Split Idler

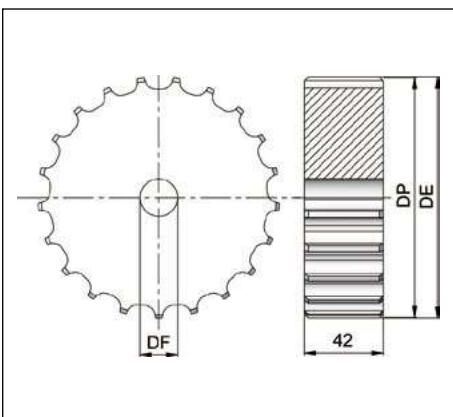


Ref.	Z	DE	DP	DF	Kg.	Box
6621160	21	129.0	129.26	25	0.40	8
6621161	21	129.0	129.26	30	0.40	8
6621162	21	129.0	129.26	35	0.40	8
6621163	21	129.0	129.26	40	0.40	8
6621164	21	129.0	129.26	45	0.40	8
6623169	23	141.0	141.22	25	0.50	8
6623170	23	141.0	141.22	30	0.50	8
6623171	23	141.0	141.22	35	0.50	8
6623172	23	141.0	141.22	40	0.50	8
6623173	23	141.0	141.22	45	0.50	8
6625177	25	153.0	153.20	25	0.60	8
6625178	25	153.0	153.20	30	0.60	8
6625179	25	153.0	153.20	35	0.60	8
6625180	25	153.0	153.20	40	0.60	8
6625181	25	153.0	153.20	45	0.60	8

Standard material: reinforced polyamide | Screws material: stainless steel | Colour: black

810 • 812 • 815 • 815 P • 815 P O • 881 P M • 881 P M O

Machined Solid Idler

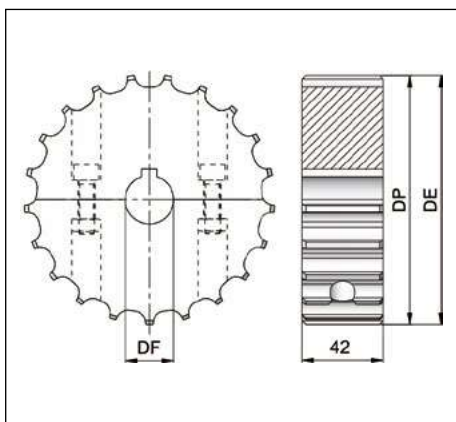



Ref.	Z	DE	DP	DF	Kg.	Box
6215055	15	92.0	93.67	20	0.20	10
6217056	17	104.0	105.47	20	0.20	10
6219057	19	117.0	117.34	20	0.30	10
6221058	21	129.0	129.26	20	0.40	10
6223059	23	141.0	141.22	20	0.50	10
6225060	25	153.0	153.20	20	0.60	10
6227061	27	165.0	165.21	20	0.80	4
6229063	29	177.0	177.23	20	1.00	4

Standard material: polyamide | Colour: white

810 • 812 • 815 • 815 P • 815 P O • 881 P M • 881 P M O

Machined Split Drive

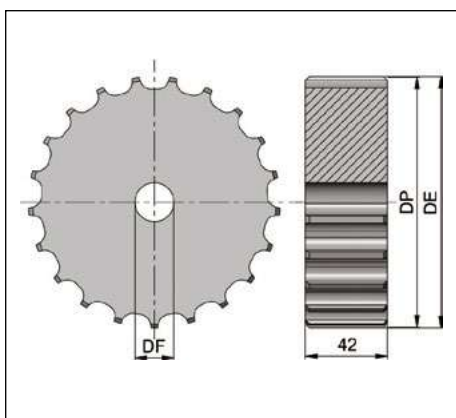


Ref.	Z	DE	DP	DF	Kg.	Box
6217394	17	104.0	105.47	25	0.20	10
6217395	17	104.0	105.47	30	0.20	10
6217369	17	104.0	105.47	35	0.20	10
6217393	17	104.0	105.47	40	0.20	10
6219440	19	117.0	117.34	25	0.30	10
6219442	19	117.0	117.34	30	0.30	10
6219444	19	117.0	117.34	35	0.30	10
6219445	19	117.0	117.34	40	0.30	10
6221448	21	129.0	129.26	25	0.40	10
6221449	21	129.0	129.26	30	0.40	10
6221451	21	129.0	129.26	35	0.40	10
6221453	21	129.0	129.26	40	0.40	10
6223475	23	141.0	141.22	25	0.50	10
6223477	23	141.0	141.22	30	0.50	10
6223478	23	141.0	141.22	35	0.50	10
6223479	23	141.0	141.22	40	0.50	10
6225497	25	153.0	153.20	25	0.60	10
6225498	25	153.0	153.20	30	0.60	10
6225500	25	153.0	153.20	35	0.60	10
6225503	25	153.0	153.20	40	0.60	10
6233907	33	202.00	202.20	30	1.20	4

Standard material: polyamide | Screws material: stainless steel | Colour: white

810 • 812 • 815 • 815 P • 815 P O • 881 P M • 881 P M O

Machined Solid Idler



Ref.	Z	DE	DP	DF	Kg.	Box
6115042	15	93.0	93.67	20	1.80	4
6117043	17	104.0	105.47	20	2.40	4
6119044	19	117.0	117.34	20	3.10	4
6121045	21	129.0	129.26	20	3.90	4
6123046	23	141.0	141.22	20	4.60	4
6125047	25	153.0	153.20	20	5.50	2
6127048	27	165.0	165.21	20	6.50	2

Standard material: steel | On demand options: bore with keyway

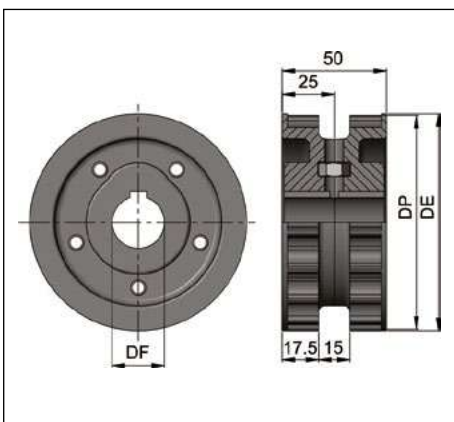
810 • 812 • 815 • 815 P • 815 P O • 820 • 831

Molded Solid Drive



Ref.	Z	DE	DP	DF	Kg.	Box
6317470	17	104	105.47	25	0.28	15
6317472	17	104	105.47	30	0.28	15

Standard material: reinforced polyamide | Colour: black



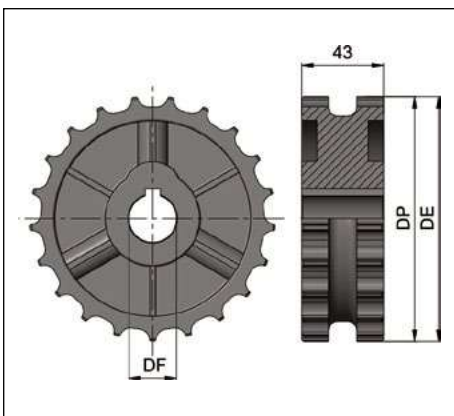
820 • 831

Molded Solid Drive



Ref.	Z	DE	DP	DF	Kg.	Box
6319088	19	117.0	117.34	25	0.20	10
6319092	19	117.0	117.34	30	0.20	10
6319096	19	117.0	117.34	35	0.20	10
6319101	19	117.0	117.34	40	0.20	10
6321089	21	129.0	129.26	25	0.20	10
6321093	21	129.0	129.26	30	0.20	10
6321097	21	129.0	129.26	35	0.20	10
6321102	21	129.0	129.26	40	0.20	10
6323090	23	141.0	141.22	25	0.30	10
6323094	23	141.0	141.22	30	0.30	10
6323098	23	141.0	141.22	35	0.30	10
6323103	23	141.0	141.22	40	0.30	10
6325091	25	153.0	153.20	25	0.30	10
6325095	25	153.0	153.20	30	0.30	10
6325099	25	153.0	153.20	35	0.30	10
6325104	25	153.0	153.20	40	0.30	10

Standard material: reinforced polyamide | Colour: black | On demand options: axial locking



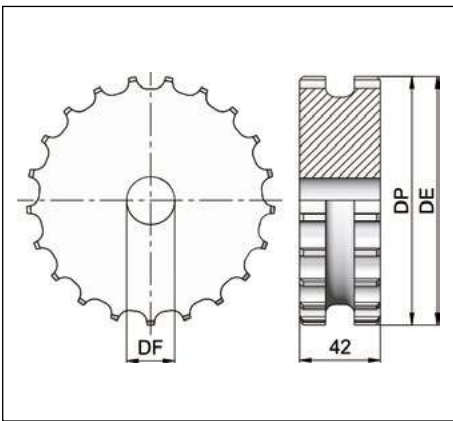
820 • 831

Machined Solid Idler



Ref.	Z	DE	DP	DF	Kg.	Box
6215620	15	92.0	92.67	20	0.18	10
6217624	17	104.0	105.47	20	0.18	10
6219627	19	117.0	117.34	20	0.28	10
6221631	21	129.0	129.26	20	0.38	10
6223635	23	141.0	141.22	20	0.48	10
6225642	25	153.0	153.20	20	0.58	10
6227647	27	165.0	165.21	20	0.78	4
6229649	29	177.0	177.23	20	0.98	4

Standard material: polyamide | Colour: white



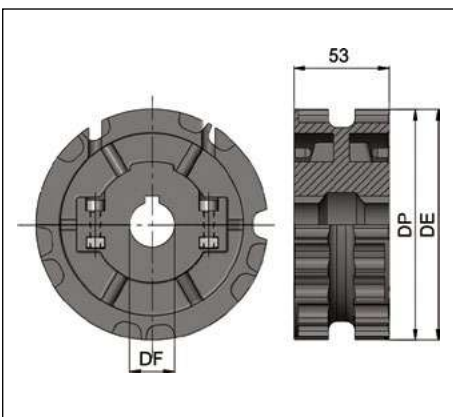
820 • 831

Molded Split Drive



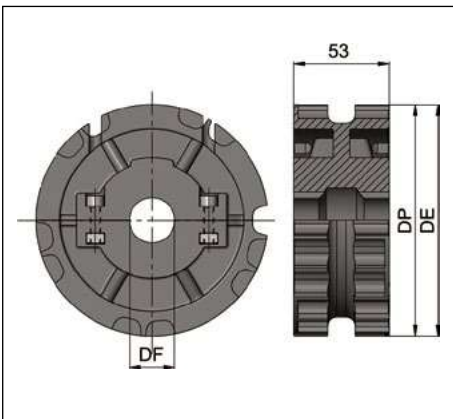
Ref.	Z	DE	DP	DF	Kg.	Box
6321073	21	129.0	129.26	25	0.40	8
6321076	21	129.0	129.26	30	0.40	8
6321079	21	129.0	129.26	35	0.40	8
6321082	21	129.0	129.26	40	0.40	8
6321085	21	129.0	129.26	45	0.40	8
6323074	23	141.0	141.22	25	0.50	8
6323077	23	141.0	141.22	30	0.50	8
6323080	23	141.0	141.22	35	0.50	8
6323083	23	141.0	141.22	40	0.50	8
6323086	23	141.0	141.22	45	0.50	8
6325075	25	153.0	153.20	25	0.65	8
6325078	25	153.0	153.20	30	0.65	8
6325081	25	153.0	153.20	35	0.65	8
6325084	25	153.0	153.20	40	0.65	8
6325087	25	153.0	153.20	45	0.65	8

Standard material: reinforced polyamide | Screws material: stainless steel | Colour: black



820 • 831

Molded Split Idler

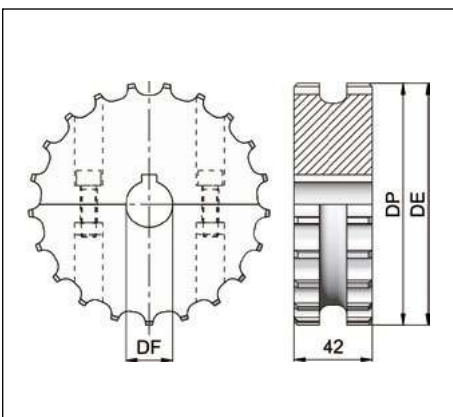


Ref.	Z	DE	DP	DF	Kg.	Box
6621501	21	129.0	129.26	25	0.40	8
6621502	21	129.0	129.26	30	0.40	8
6621503	21	129.0	129.26	35	0.40	8
6621504	21	129.0	129.26	40	0.40	8
6621505	21	129.0	129.26	45	0.40	8
6623512	23	141.0	141.22	25	0.50	8
6623513	23	141.0	141.22	30	0.50	8
6623514	23	141.0	141.22	35	0.50	8
6623515	23	141.0	141.22	40	0.50	8
6623516	23	141.0	141.22	45	0.50	8
6625520	25	153.0	153.20	25	0.50	8
6625521	25	153.0	153.20	30	0.50	8
6625522	25	153.0	153.20	35	0.50	8
6625523	25	153.0	153.20	40	0.50	8
6625524	25	153.0	153.20	45	0.50	8

Standard material: reinforced polyamide | Screws material: stainless steel | Colour: black

820 • 831

Machined Split Drive

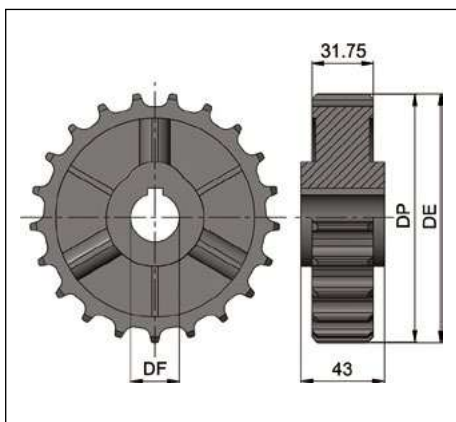


Ref.	Z	DE	DP	DF	Kg.	Box
6219581	19	117.0	117.34	25	0.30	10
6219582	19	117.0	117.34	30	0.30	10
6219583	19	117.0	117.34	35	0.30	10
6219584	19	117.0	117.34	40	0.30	10
6221590	21	129.0	129.26	25	0.40	10
6221591	21	129.0	129.26	30	0.40	10
6221592	21	129.0	129.26	35	0.40	10
6221593	21	129.0	129.26	40	0.40	10
6223598	23	141.0	141.22	25	0.50	10
6223599	23	141.0	141.22	30	0.50	10
6223600	23	141.0	141.22	35	0.50	10
6223601	23	141.0	141.22	40	0.50	10
6225605	25	153.0	153.20	25	0.60	10
6225606	25	153.0	153.20	30	0.60	10
6225607	25	153.0	153.20	35	0.60	10
6225608	25	153.0	153.20	40	0.60	10

Standard material: polyamide | Screws material: stainless steel | Colour: white

815 TAB • 815 P TAB • 881 BEVEL • 881 TAB • 8811 TAB R

Molded Solid Drive

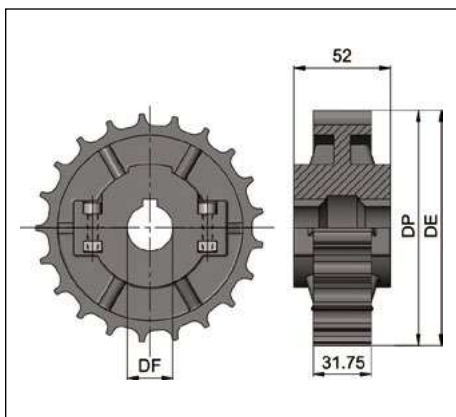


Ref.	Z	DE	DP	DF	Kg.	Box
6319224	19	117.0	117.34	25	0.30	10
6319228	19	117.0	117.34	30	0.30	10
6319233	19	117.0	117.34	35	0.30	10
6319237	19	117.0	117.34	40	0.30	10
6321225	21	129.0	129.26	25	0.40	10
6321229	21	129.0	129.26	30	0.40	10
6321234	21	129.0	129.26	35	0.40	10
6321238	21	129.0	129.26	40	0.40	10
6323226	23	141.0	141.22	25	0.50	10
6323230	23	141.0	141.22	30	0.50	10
6323235	23	141.0	141.22	35	0.50	10
6323239	23	141.0	141.22	40	0.50	10
6325227	25	153.0	153.20	25	0.60	10
6325231	25	153.0	153.20	30	0.60	10
6325236	25	153.0	153.20	35	0.60	10
6325240	25	153.0	153.20	40	0.60	10

Standard material: reinforced polyamide | Colour: black | On demand options: axial locking

815 TAB • 815 P TAB • 881 BEVEL • 881 TAB • 8811 TAB R

Molded Split Drive

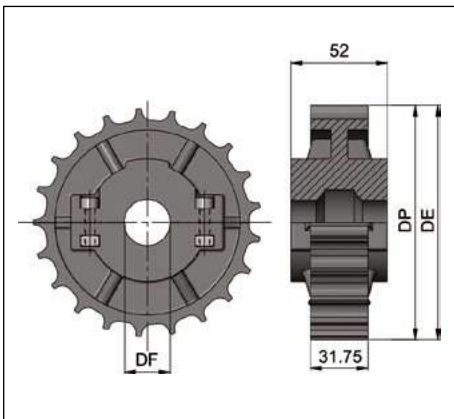


Ref.	Z	DE	DP	DF	Kg.	Box
6321258	21	129.0	129.26	25	0.37	8
6321261	21	129.0	129.26	30	0.37	8
6321264	21	129.0	129.26	35	0.37	8
6321267	21	129.0	129.26	40	0.37	8
6321270	21	129.0	129.26	45	0.37	8
6323259	23	141.0	141.22	25	0.44	8
6323262	23	141.0	141.22	30	0.44	8
6323265	23	141.0	141.22	35	0.44	8
6323268	23	141.0	141.22	40	0.44	8
6323271	23	141.0	141.22	45	0.44	8
6325260	25	153.0	153.20	25	0.49	8
6325263	25	153.0	153.20	30	0.49	8
6325266	25	153.0	153.20	35	0.49	8
6325269	25	153.0	153.20	40	0.49	8
6325272	25	153.0	153.20	45	0.49	8

Standard material: reinforced polyamide | Screws material: stainless steel | Colour: black

815 TAB • 815 P TAB • 881 BEVEL • 881 TAB • 8811 TAB R

Molded Split Idler

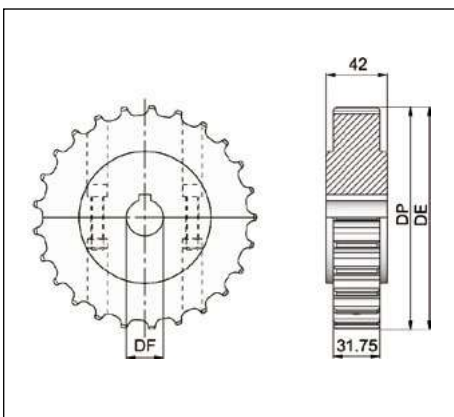


Ref.	Z	DE	DP	DF	Kg.	Box
6621536	21	129.0	129.26	25	0.37	8
6621537	21	129.0	129.26	30	0.37	8
6621538	21	129.0	129.26	35	0.37	8
6621539	21	129.0	129.26	40	0.37	8
6621541	21	129.0	129.26	45	0.37	8
6623547	23	141.0	141.22	25	0.44	8
6623548	23	141.0	141.22	30	0.44	8
6623549	23	141.0	141.22	35	0.44	8
6623550	23	141.0	141.22	40	0.44	8
6623551	23	141.0	141.22	45	0.44	8
6625557	25	153.0	153.20	25	0.49	8
6625558	25	153.0	153.20	30	0.49	8
6625559	25	153.0	153.20	35	0.49	8
6625560	25	153.0	153.20	40	0.49	8
6625562	25	153.0	153.20	45	0.49	8

Standard material: reinforced polyamide | Screws material: stainless steel | Colour: black

815 TAB • 815 P TAB • 881 BEVEL • 881 TAB • 8811 TAB R

Machined Split Drive

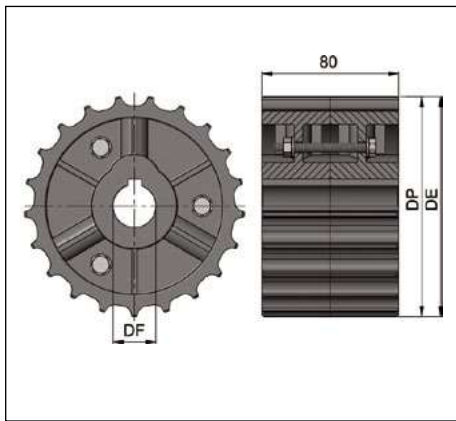


Ref.	Z	DE	DP	DF	Kg.	Box
6219510	19	117.0	117.34	25	0.30	10
6219511	19	117.0	117.34	30	0.30	10
6219512	19	117.0	117.34	35	0.30	10
6219513	19	117.0	117.34	40	0.30	10
6221516	21	129.0	129.26	25	0.40	10
6221517	21	129.0	129.26	30	0.40	10
6221518	21	129.0	129.26	35	0.40	10
6221519	21	129.0	129.26	40	0.40	10
6223523	23	141.0	141.22	25	0.50	10
6223524	23	141.0	141.22	30	0.50	10
6223525	23	141.0	141.22	35	0.50	10
6223526	23	141.0	141.22	40	0.50	10
6225529	25	153.0	153.20	25	0.60	10
6225530	25	153.0	153.20	30	0.60	10
6225531	25	153.0	153.20	35	0.60	10
6225532	25	153.0	153.20	40	0.60	10

Standard material: polyamide | Screws material: stainless steel | Colour: white

800 • 802 • 805 • 805 P • 821 • 821 LBP

Molded Solid Drive

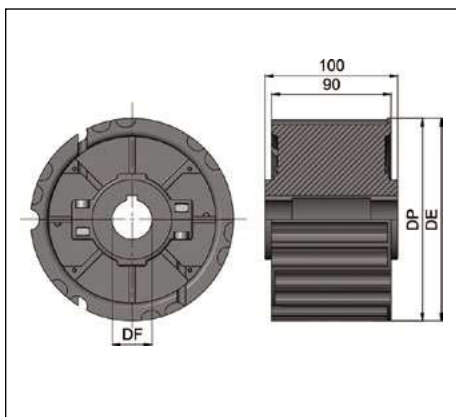


Ref.	Z	DE	DP	DF	Kg.	Box
6319123	19	117.0	117.34	25	0.50	4
6319134	19	117.0	117.34	30	0.50	4
6319137	19	117.0	117.34	35	0.50	4
6319142	19	117.0	117.34	40	0.50	4
6321125	21	129.0	129.26	25	0.60	4
6321130	21	129.0	129.26	30	0.60	4
6321133	21	129.0	129.26	35	0.60	4
6321139	21	129.0	129.26	40	0.60	4
6323135	23	141.0	141.22	25	0.70	4
6323146	23	141.0	141.22	30	0.70	4
6323157	23	141.0	141.22	35	0.70	4
6323159	23	141.0	141.22	40	0.70	4
6325126	25	153.0	153.20	25	0.90	4
6325131	25	153.0	153.20	30	0.90	4
6325136	25	153.0	153.20	35	0.90	4
6325143	25	153.0	153.20	40	0.90	4

Standard material: reinforced polyamide | Colour: black

800 • 802 • 805 • 805 P

Molded Split Drive



Ref.	Z	DE	DP	DF	Kg.	Box
6325407	25	153.0	153.20	30	0.90	4
6325408	25	153.0	153.20	35	0.90	4
6325409	25	153.0	153.20	40	0.90	4
6325411	25	153.0	153.20	45	0.90	4

Standard material: reinforced polyamide | Screws material: stainless steel | Colour: black

CHAIN SPROCKETS

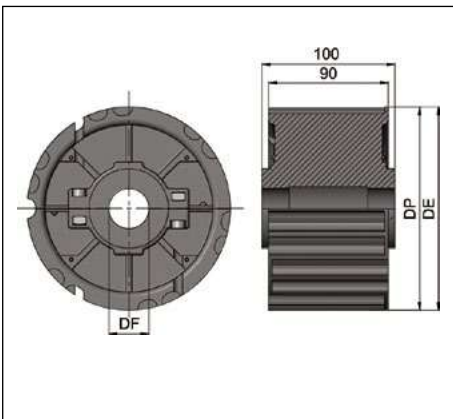
800 • 802 • 805 • 805 P

Molded Split Idler



Ref.	Z	DE	DP	DF	Kg.	Box
6625221	25	153.0	153.20	30	0.90	4
6625223	25	153.0	153.20	35	0.90	4
6625224	25	153.0	153.20	40	0.90	4
6625226	25	153.0	153.20	45	0.90	4

Standard material: reinforced polyamide | Screws material: stainless steel | Colour: black



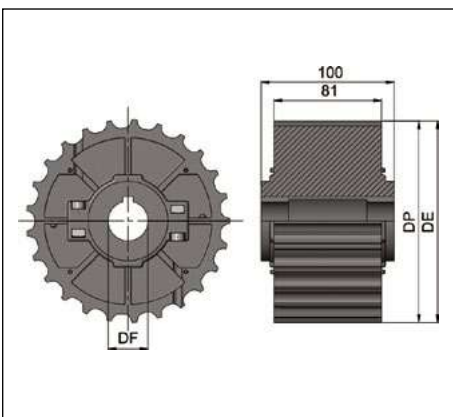
800 • 802 • 805 • 805 P • 821 • 821 LBP

Molded Split Drive



Ref.	Z	DE	DP	DF	Kg.	Box
6325420	25	153.0	153.20	30	0.90	4
6325421	25	153.0	153.20	35	0.90	4
6325422	25	153.0	153.20	40	0.90	4
6325424	25	153.0	153.20	45	0.90	4

Standard material: reinforced polyamide | Screws material: stainless steel | Colour: black



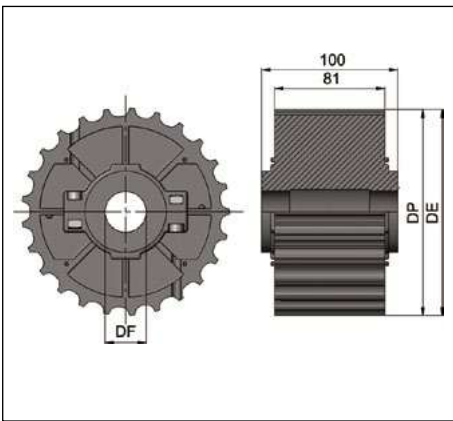
800 • 802 • 805 • 805 P • 821 • 821 LBP

Molded Split Idler



Ref.	Z	DE	DP	DF	Kg.	Box
6625291	25	153.0	153.20	30	0.90	4
6625292	25	153.0	153.20	35	0.90	4
6625294	25	153.0	153.20	40	0.90	4
6625297	25	153.0	153.20	45	0.90	4

Standard material: reinforced polyamide | Screws material: stainless steel | Colour: black



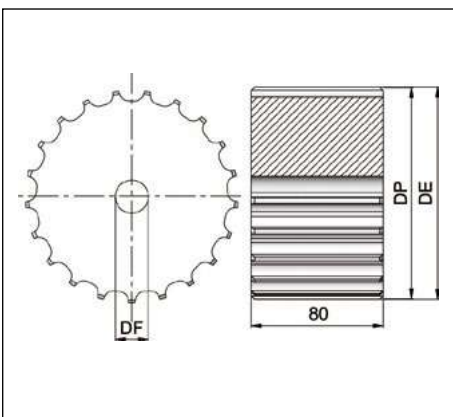
800 • 802 • 805 • 805 P • 821 • 821 LBP

Machined Solid Idler



Ref.	Z	DE	DP	DF	Kg.	Box
6215032	15	93.0	93.67	20	0.40	4
6217033	17	104.0	105.47	20	0.60	4
6219534	19	117.0	117.34	20	0.70	4
6221035	21	129.0	129.26	20	0.80	4
6223036	23	141.0	141.22	20	1.10	4
6225072	25	153.0	153.20	20	1.20	4

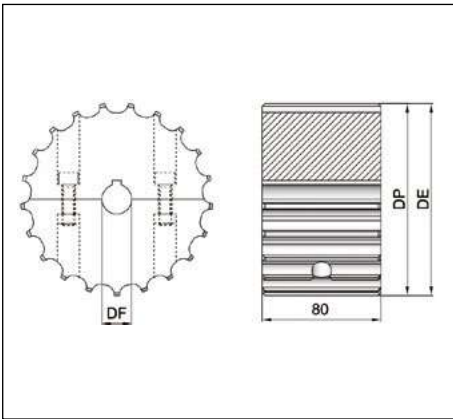
Standard material: polyamide | Colour: white



CHAIN SPROCKETS

800 • 802 • 805 • 805 P • 821 • 821 LBP

Machined Split Drive



Ref.	Z	DE	DP	DF	Kg.	Box
6215411	15	93.0	93.67	20*	0.40	4
6215412	15	93.0	93.67	25	0.40	4
6215413	15	93.0	93.67	30	0.40	4
6215414	15	93.0	93.67	35	0.40	4
6215437	15	93.0	93.67	40	0.40	4
6217415	17	104.0	105.47	20*	0.50	4
6217416	17	104.0	105.47	25	0.50	4
6217417	17	104.0	105.47	30	0.50	4
6217418	17	104.0	105.47	35	0.50	4
6217419	17	104.0	105.47	40	0.50	4
6219420	19	117.0	117.34	20*	0.60	4
6219421	19	117.0	117.34	25	0.60	4
6219422	19	117.0	117.34	30	0.60	4
6219438	19	117.0	117.34	35	0.60	4
6219439	19	117.0	117.34	40	0.60	4
6221423	21	129.0	129.26	20*	0.80	4
6221424	21	129.0	129.26	25	0.80	4
6221425	21	129.0	129.26	30	0.80	4
6221426	21	129.0	129.26	35	0.80	4
6221441	21	129.0	129.26	40	0.80	4
6223427	23	141.0	141.22	20*	1.00	4
6223428	23	141.0	141.22	25	1.00	4
6223429	23	141.0	141.22	30	1.00	4
6223430	23	141.0	141.22	35	1.00	4
6223443	23	141.0	141.22	40	1.00	4
6225431	25	153.0	153.20	20*	1.20	4
6225432	25	153.0	153.20	25	1.20	4
6225433	25	153.0	153.20	30	1.20	4
6225434	25	153.0	153.20	35	1.20	4
6225436	25	153.0	153.20	40	1.20	4

Standard material: polyamide | Screws material: stainless steel | Colour: white | Remarks: * without keyway

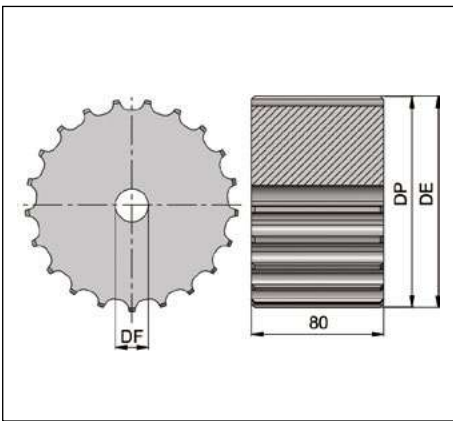
800 • 802 • 805 • 805 P • 821 • 821 LBP

Machined Solid Idler




Ref.	Z	DE	DP	DF	Kg.	Box
6115020	15	93.0	93.67	20	3.5	2
6117021	17	104.0	105.47	20	4.6	2
6119022	19	117.0	117.34	20	5.8	2
6121025	21	129.0	129.26	20	7.2	2
6123026	23	141.0	141.22	20	8.6	2
6125027	25	153.0	153.20	20	10.2	1
6127029	27	165.0	165.21	20	11.9	1

Standard material: steel | On demand options: bore with keyway



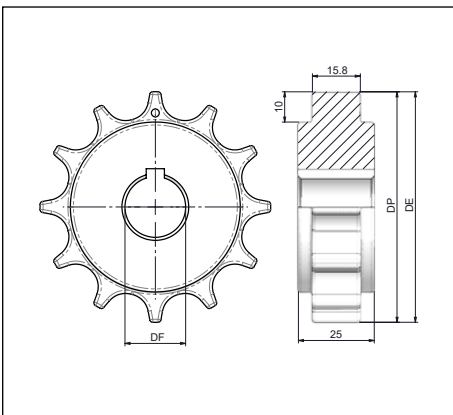
440 TAB

Machined Solid Drive/Idler



Ref.	Z	DE	DP	DF min	DF max
723PA644009211N00	9	57.0	55.8	10	25
723PA644012211N00	12	76.0	73.8	10	30
723PA644020211N00	20	125.3	122.1	18	70

Please ensure that sufficient size shaft and keyway are chosen for corresponding load. | Standard material: polyamide
On demand options: different bore diameter and shape available • Different colour available with or without keyway

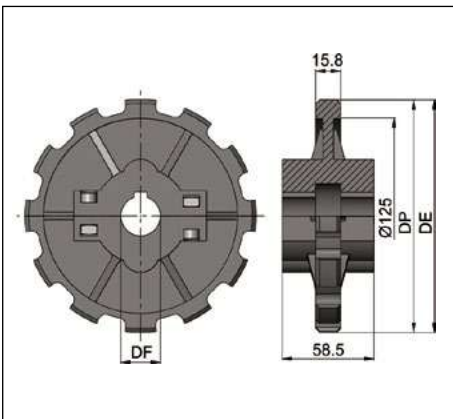


**828 • 879 BEVEL • 879 M • 879 TAB • 879 TAB R • 879 TAB R G4 • 879 TAB Safety
879 TAB Safety finger • 880 BEVEL • 880 M • 880 Super Flex • 880 TAB • 880 TAB RT • 887 TAB**



Ref.	Z	DE	DP	DF	Kg.	Box
6312124	12	147.2	147.21	25	0.39	8
6312127	12	147.2	147.21	30	0.39	8
6312128	12	147.2	147.21	35	0.39	8
6312132	12	147.2	147.21	40	0.39	8

Standard material: reinforced polyamide | Screws material: stainless steel | Colour: black | Molded Split Drive

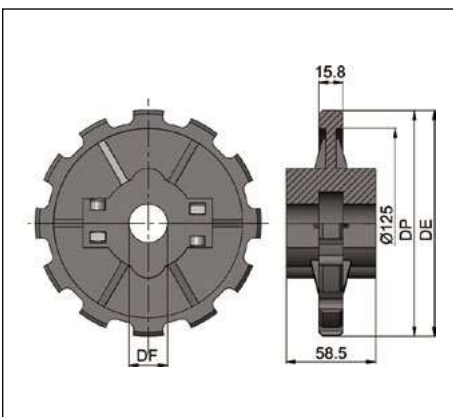


**828 • 879 BEVEL • 879 M • 879 TAB • 879 TAB R • 879 TAB R G4 • 879 TAB Safety
879 TAB Safety finger • 880 BEVEL • 880 M • 880 Super Flex • 880 TAB • 880 TAB RT • 887 TAB**



Ref	Z	DE	DP	DF	Kg.	Box
6612063	12	147.2	147.21	25	0.39	8
6612064	12	147.2	147.21	30	0.39	8
6612065	12	147.2	147.21	35	0.39	8
6612066	12	147.2	147.21	40	0.39	8

Standard material: reinforced polyamide | Screws material: stainless steel | Colour: black | Molded Split Drive



**828 • 879 BEVEL • 879 M • 879 TAB • 879 TAB R • 879 TAB R G4 • 879 TAB Safety
879 TAB Safety finger • 880 BEVEL • 880 M • 880 Super Flex • 880 TAB • 880 TAB RT • 887 TAB**



Ref.	Z	DE	DP	DF	Kg.	Box
6209009	9	108.5	111.4	25*	0.2	20
6209235	9	108.5	111.4	25	0.2	5
6209239	9	108.5	111.4	30	0.2	5
6209243	9	108.5	111.4	35	0.2	5
6209247	9	108.5	111.4	40	0.2	5
6210010	10	120.5	123.29	25*	0.2	15
6210236	10	120.5	123.29	25	0.2	5
6210240	10	120.5	123.29	30	0.2	5
6210244	10	120.5	123.29	35	0.2	5
6210248	10	120.5	123.29	40	0.2	5
6211011	11	134.0	135.23	25*	0.3	10
6211237	11	134.0	135.23	25	0.3	4
6211241	11	134.0	135.23	30	0.3	4
6211245	11	134.0	135.23	35	0.3	4
6211249	11	134.0	135.23	40	0.3	4
6212012	12	147.2	147.21	25*	0.4	10
6212238	12	147.2	147.21	25	0.4	4
6212242	12	147.2	147.21	30	0.4	4
6212246	12	147.2	147.21	35	0.4	4
6212250	12	147.2	147.21	40	0.4	4

Standard material: polyamide. | Colour: white | Remarks: *without keyway | Machined Solid Idler

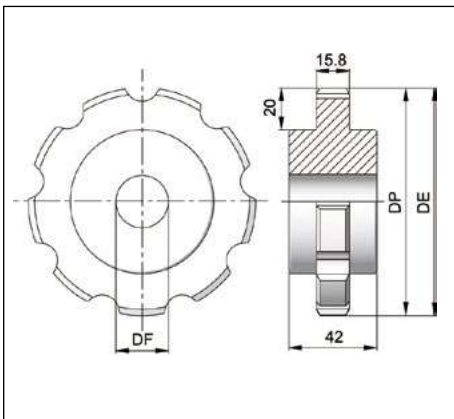
**828 • 879 BEVEL • 879 M • 879 TAB • 879 TAB R • 879 TAB R G4 • 879 TAB Safety
879 TAB Safety finger • 880 BEVEL • 880 M • 880 Super Flex • 880 TAB • 880 TAB RT • 887 TAB**



Ref.	Z	DE	DP	DF	Kg.	Box
6209256	9	108.5	111.4	25*	0.2	5
6209261	9	108.5	111.4	25	0.2	5
6209265	9	108.5	111.4	30	0.2	5
6209269	9	108.5	111.4	35	0.2	5
6209273	9	108.5	111.4	40	0.2	5
6210257	10	120.5	123.29	25*	0.3	5
6210262	10	120.5	123.29	25	0.3	5
6210266	10	120.5	123.29	30	0.3	5
6210270	10	120.5	123.29	35	0.3	5
6210274	10	120.5	123.29	40	0.3	5
6211258	11	134.0	135.23	25*	0.3	4
6211263	11	134.0	135.23	25	0.3	4
6211267	11	134.0	135.23	30	0.3	4
6211271	11	134.0	135.23	35	0.3	4
6211275	11	134.0	135.23	40	0.3	4
6212259	12	147.2	147.21	25*	0.4	4
6212264	12	147.2	147.21	25	0.4	4
6212268	12	147.2	147.21	30	0.4	4
6212272	12	147.2	147.21	35	0.4	4
6212276	12	147.2	147.21	40	0.4	4

Standard material: polyamide | Screws material: stainless steel
Colour: white. Remarks: *without keyway | Machined Solid Drive/Idler

828 • 879 BEVEL • 879 M • 879 TAB • 879 TAB R • 879 TAB R G4 • 879 TAB Safety
 879 TAB Safety finger • 880 BEVEL • 880 M • 880 Super Flex • 880 TAB • 880 TAB RT • 887 TAB

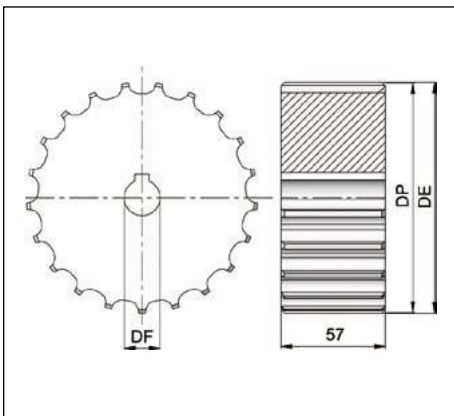


Ref.	Z	DE	DP	DF	Kg.	Box
6509302	9	108.50	111.4	25	0.2	5
6509303	9	108.50	111.4	30	0.2	5
6509304	9	108.50	111.4	35	0.2	5
6509305	9	108.50	111.4	40	0.2	5
6510310	10	120.5	123.29	25	0.2	5
6510311	10	120.5	123.29	30	0.2	5
6510312	10	120.5	123.29	35	0.2	5
6510313	10	120.5	123.29	40	0.2	5
6511317	11	134.0	135.23	25	0.3	4
6511318	11	134.0	135.23	30	0.3	4
6511319	11	134.0	135.23	35	0.3	4
6511320	11	134.0	135.23	40	0.3	4
6512324	12	147.2	147.21	25	0.4	4
6512325	12	147.2	147.21	30	0.4	4
6512326	12	147.2	147.21	35	0.4	4
6512327	12	147.2	147.21	40	0.4	4

Standard material: polyamide | Colour: white | Machined Solid Idler

8157 P • 8857 P M

Machined Solid Drive

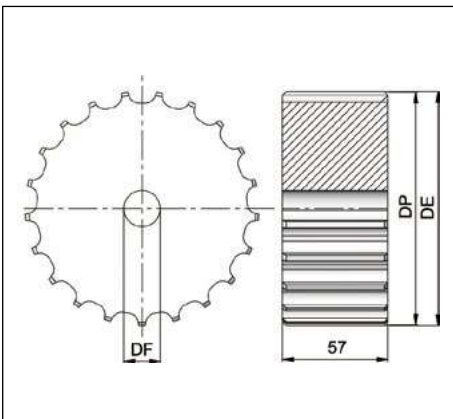



Ref.	Z	DE	DP	DF	Kg.	Box
6217650	17	104.0	105.47	25*	0.20	10
6217683	17	104.0	105.47	25	0.20	10
6217684	17	104.0	105.47	30	0.20	10
6217685	17	104.0	105.47	35	0.20	10
6217686	17	104.0	105.47	40	0.20	10
6219651	19	117.0	117.34	25*	0.30	10
6219688	19	117.0	117.34	25	0.30	10
6219689	19	117.0	117.34	30	0.30	10
6219690	19	117.0	117.34	35	0.30	10
6219691	19	117.0	117.34	40	0.30	10
6221652	21	129.0	129.26	25*	0.40	10
6221693	21	129.0	129.26	25	0.40	10
6221694	21	129.0	129.26	30	0.40	10
6221695	21	129.0	129.26	35	0.40	10
6221696	21	129.0	129.26	40	0.40	10
6223653	23	141.0	141.22	25*	0.50	10
6223698	23	141.0	141.22	25	0.50	10
6223699	23	141.0	141.22	30	0.50	10
6223700	23	141.0	141.22	35	0.50	10
6223705	23	141.0	141.22	40	0.50	10
6225654	25	153.0	153.20	25*	0.60	10
6225724	25	153.0	153.20	25	0.60	10
6225725	25	153.0	153.20	30	0.60	10
6225726	25	153.0	153.20	35	0.60	10
6225727	25	153.0	153.20	40	0.60	10

Standard material: polyamide | Colour: white | Remarks: *without keyway

8157 P • 8857 P M

Machined Solid Idler

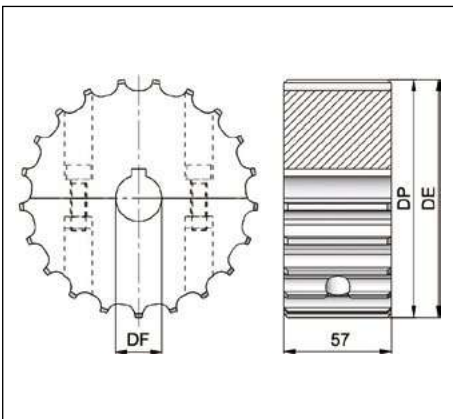



Ref.	Z	DE	DP	DF	Kg.	Box
6217200	17	104.0	105.47	25	0.20	10
6217201	17	104.0	105.47	30	0.20	10
6217202	17	104.0	105.47	35	0.20	10
6217203	17	104.0	105.47	40	0.20	10
6219210	19	117.0	117.34	25	0.30	10
6219211	19	117.0	117.34	30	0.30	10
6219212	19	117.0	117.34	35	0.30	10
6219213	19	117.0	117.34	40	0.30	10
6221284	21	129.0	129.26	25	0.40	10
6221285	21	129.0	129.26	30	0.40	10
6221286	21	129.0	129.26	35	0.40	10
6221287	21	129.0	129.26	40	0.40	10
6223307	23	141.0	141.22	25	0.50	10
6223308	23	141.0	141.22	30	0.50	10
6223309	23	141.0	141.22	35	0.50	10
6223310	23	141.0	141.22	40	0.50	10
6225311	25	153.0	153.20	25	0.60	10
6225312	25	153.0	153.20	30	0.60	10
6225313	25	153.0	153.20	35	0.60	10
6225314	25	153.0	153.20	40	0.60	10

Standard material: polyamide | Colour: white

8157 P • 8857 P M

Machined Split Drive

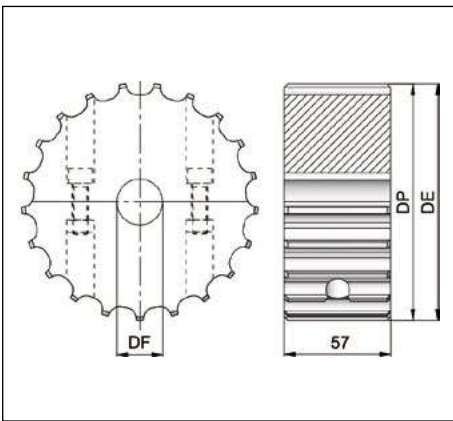



Ref.	Z	DE	DP	DF	Kg.	Box
6217655	17	104.0	105.47	25*	0.20	10
6217602	17	104.0	105.47	25	0.20	10
6217603	17	104.0	105.47	30	0.20	10
6217604	17	104.0	105.47	35	0.20	10
6217605	17	104.0	105.47	40	0.20	10
6219656	19	117.0	117.34	25*	0.30	10
6219607	19	117.0	117.34	25	0.30	10
6219608	19	117.0	117.34	30	0.30	10
6219609	19	117.0	117.34	35	0.30	10
6219610	19	117.0	117.34	40	0.30	10
6221657	21	129.0	129.26	25*	0.40	10
6221612	21	129.0	129.26	25	0.40	10
6221613	21	129.0	129.26	30	0.40	10
6221614	21	129.0	129.26	35	0.40	10
6221616	21	129.0	129.26	40	0.40	10
6223658	23	141.0	141.22	25*	0.50	10
6223661	23	141.0	141.22	25	0.50	10
6223662	23	141.0	141.22	30	0.50	10
6223663	23	141.0	141.22	35	0.50	10
6223664	23	141.0	141.22	40	0.50	10
6225659	25	153.0	153.20	25*	0.60	10
6225667	25	153.0	153.20	25	0.60	10
6225668	25	153.0	153.20	30	0.60	10
6225669	25	153.0	153.20	35	0.60	10
6225670	25	153.0	153.20	40	0.60	10

Standard material: polyamide | Screws material: stainless steel | Colour: white | Remarks: * without keyway

8157 P • 8857 P M

Machined Split Idler

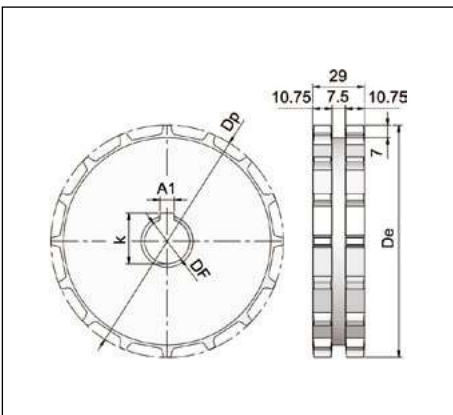


Ref.	Z	DE	DP	DF	Kg.	Box
6217454	17	104.0	105.47	25	0.20	10
6217455	17	104.0	105.47	30	0.20	10
6217456	17	104.0	105.47	35	0.20	10
6217457	17	104.0	105.47	40	0.20	10
6219480	19	117.0	117.34	25	0.30	10
6219481	19	117.0	117.34	30	0.30	10
6219482	19	117.0	117.34	35	0.30	10
6219483	19	117.0	117.34	40	0.30	10
6221639	21	129.0	129.26	25	0.40	10
6221640	21	129.0	129.26	30	0.40	10
6221641	21	129.0	129.26	35	0.40	10
6221643	21	129.0	129.26	40	0.40	10
6223665	23	141.0	141.22	25	0.50	10
6223666	23	141.0	141.22	30	0.50	10
6223667	23	141.0	141.22	35	0.50	10
6223668	23	141.0	141.22	40	0.50	10
6225671	25	153.0	153.20	25	0.60	10
6225672	25	153.0	153.20	30	0.60	10
6225673	25	153.0	153.20	35	0.60	10
6225674	25	153.0	153.20	40	0.60	10

Standard material: polyamide | Screws material: stainless steel | Colour: white

7253 TAB

Machined Solid Drive

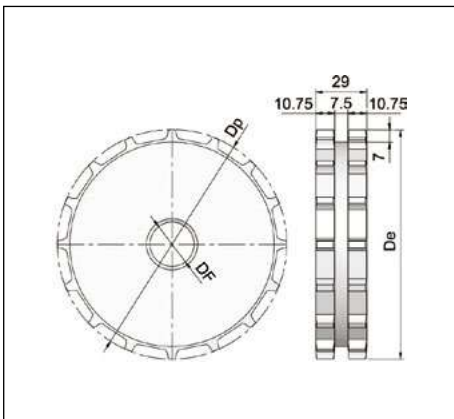


Ref.	Z	DE	DP	DF	Kg.	Box
6212291	12	97.0	98.15	25	0.18	5
6212292	12	97.0	98.15	30	0.18	5
6212293	12	97.0	98.15	35	0.18	5
6212294	12	97.0	98.15	40	0.18	5
6216297	16	130.0	130.2	25	0.36	5
6216298	16	130.0	130.2	30	0.36	5
6216299	16	130.0	130.2	35	0.36	5
6216300	16	130.0	130.2	40	0.36	5
6218303	18	146.0	146.28	25	0.47	4
6218304	18	146.0	146.28	30	0.47	4
6218305	18	146.0	146.28	35	0.47	4
6218306	18	146.0	146.28	40	0.47	4
6219309	19	154.5	154.33	25	0.53	4
6219310	19	154.5	154.33	30	0.53	4
6219311	19	154.5	154.33	35	0.53	4
6219312	19	154.5	154.33	40	0.53	4

Standard material: polyamide | Colour: white
On demand options: different number of teeth available • different diameter available
Remarks: * without keyway

7253 TAB

Machined Solid Idler

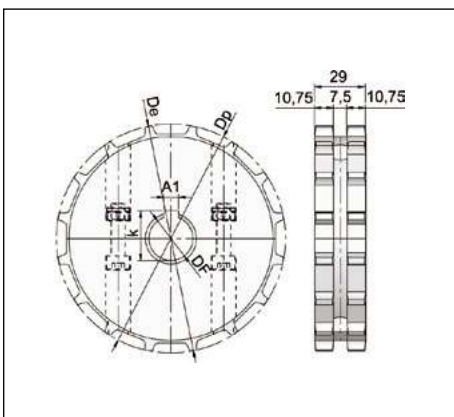


Ref.	Z	DE	DP	DF	Kg.	Box
6512720	12	97.0	98.15	25	0.18	5
6512721	12	97.0	98.15	30	0.18	5
6512722	12	97.0	98.15	35	0.18	5
6512723	12	97.0	98.15	40	0.18	5
6516726	16	130.0	130.2	25	0.36	5
6516727	16	130.0	130.2	30	0.36	5
6516728	16	130.0	130.2	35	0.36	5
6516729	16	130.0	130.2	40	0.36	5
6518731	18	146.0	146.28	25	0.47	4
6518732	18	146.0	146.28	30	0.47	4
6518733	18	146.0	146.28	35	0.47	4
6518734	18	146.0	146.28	40	0.47	4
6519737	19	154.5	154.33	25	0.53	4
6519738	19	154.5	154.33	30	0.53	4
6519739	19	154.5	154.33	35	0.53	4
6519740	19	154.5	154.33	40	0.53	4

Standard material: polyamide | Colour: white
 On demand options: different number of teeth available • different diameter available

7253 TAB

Machined Split Drive

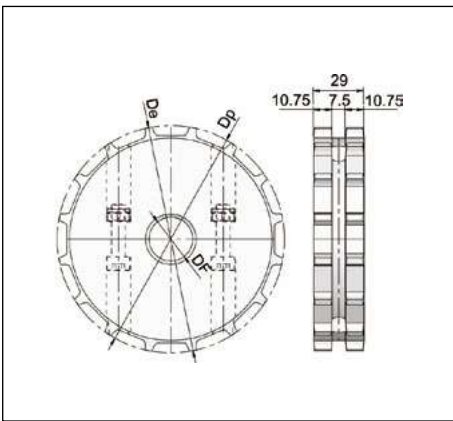


Ref.	Z	DE	DP	DF	Kg.	Box
6212376	12	97.0	98.15	25	0.21	5
6212377	12	97.0	98.15	30	0.21	5
6212378	12	97.0	98.15	35	0.21	5
6212379	12	97.0	98.15	40	0.21	5
6216382	16	130.0	130.2	25	0.39	5
6216383	16	130.0	130.2	30	0.39	5
6216384	16	130.0	130.2	35	0.39	5
6216385	16	130.0	130.2	40	0.39	5
6218388	18	146.0	146.28	25	0.49	4
6218389	18	146.0	146.28	30	0.49	4
6218390	18	146.0	146.28	35	0.49	4
6218391	18	146.0	146.28	40	0.49	4
6219394	19	154.5	154.33	25	0.55	4
6219395	19	154.5	154.33	30	0.55	4
6219396	19	154.5	154.33	35	0.55	4
6219397	19	154.5	154.33	40	0.55	4

Standard material: polyamide | Colour: white
 On demand options: different number of teeth available • different diameter available
 Remarks: *without keyway

7253 TAB

Machined Split Idler

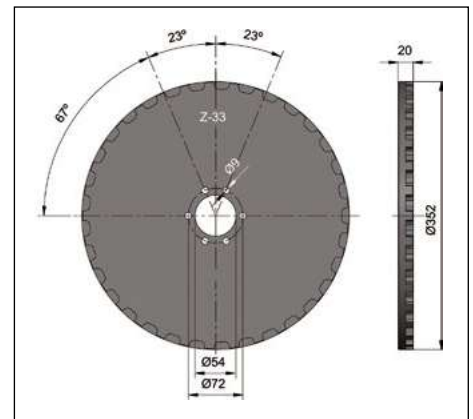
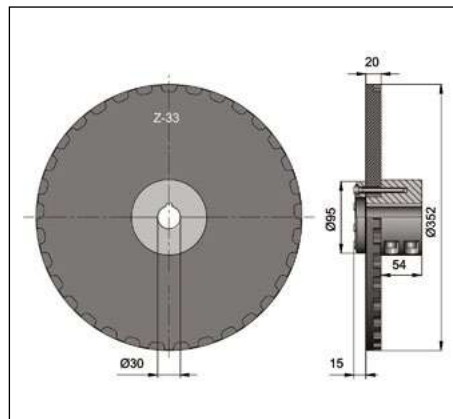


Ref.	Z	DE	DP	DF	Kg.	Box
6512765	12	97.0	98.15	25	0.21	5
6512766	12	97.0	98.15	30	0.21	5
6512767	12	97.0	98.15	35	0.21	5
6512768	12	97.0	98.15	40	0.21	5
6516770	16	130.0	130.2	25	0.39	5
6516771	16	130.0	130.2	30	0.39	5
6516772	16	130.0	130.2	35	0.39	5
6516773	16	130.0	130.2	40	0.39	5
6518776	18	146.0	146.28	25	0.49	4
6518777	18	146.0	146.28	30	0.49	4
6518778	18	146.0	146.28	35	0.49	4
6518779	18	146.0	146.28	40	0.49	4
6519781	19	154.5	154.33	25	0.55	4
6519782	19	154.5	154.33	30	0.55	4
6519783	19	154.5	154.33	35	0.55	4
6519784	19	154.5	154.33	40	0.55	4

Standard material: polyamide | Colour: white
 On demand options: different number of teeth available • different diameter available

880 RT • 889 TAB RT

Molded Solid Drive/Idler



Ref.
6233260

Ref.
6233255

Standard material: uhmw-pe "Deslidur" | Colour: black

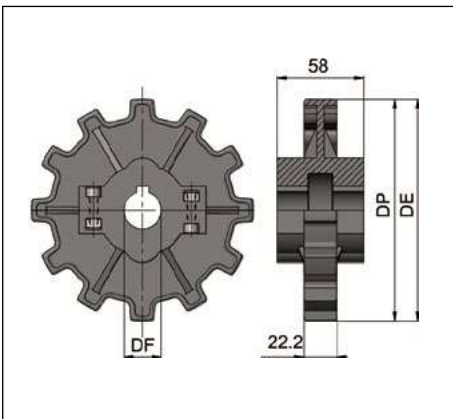
**882 TAB • 882 TAB SC • 882 M
882 M LBP • 882 TAB LBP • 8257 • 8257 LBP**

Molded Split Drive



Ref.	Z	DE	DP	DF	Kg.	Box
6312140	12	148.5	147.2	25	0.38	8
6312144	12	148.5	147.2	30	0.38	8
6312148	12	148.5	147.2	35	0.38	8
6312152	12	148.5	147.2	40	0.38	8
6312155	12	148.5	147.2	45	0.38	8

Standard material: reinforced polyamide | Screws material: stainless steel | Colour: black



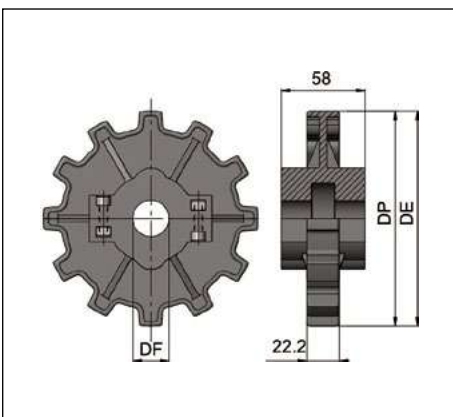
**882 TAB • 882 TAB SC • 882 M
882 M LBP • 882 TAB LBP • 8257 • 8257 LBP**

Molded Split Idler



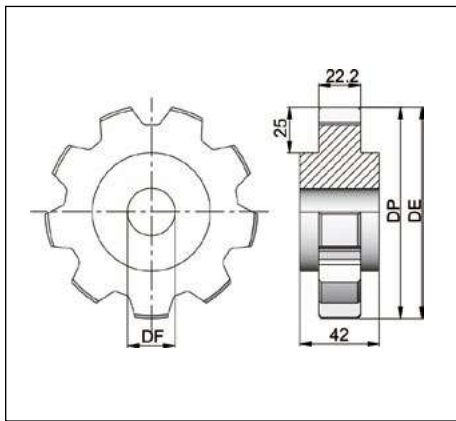
Ref.	Z	DE	DP	DF	Kg.	Box
6612083	12	148.5	147.2	25	0.38	8
6612084	12	148.5	147.2	30	0.38	8
6612085	12	148.5	147.2	35	0.38	8
6612086	12	148.5	147.2	40	0.38	8
6612087	12	148.5	147.2	45	0.38	8

Standard material: reinforced polyamide | Screws material: stainless steel | Colour: black



882 TAB • 882 TAB SC • 882 M
882 M LBP • 882 TAB LBP • 8257 • 8257 LBP

Machined Solid Idler

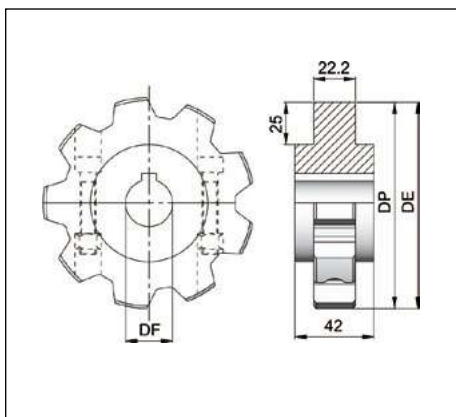


Ref.	Z	DE	DP	DF	Kg.	Box
6509131	9	112.5	111.4	25	0.20	5
6509133	9	112.5	111.4	30	0.20	5
6509139	9	112.5	111.4	35	0.20	5
6509143	9	112.5	111.4	40	0.20	5
6510132	10	124.9	123.4	25	0.26	5
6510136	10	124.9	123.4	30	0.26	5
6510140	10	124.9	123.4	35	0.26	5
6510144	10	124.9	123.4	40	0.26	5
6511134	11	136.4	135.2	25	0.33	4
6511137	11	136.4	135.2	30	0.33	4
6511141	11	136.4	135.2	35	0.33	4
6511145	11	136.4	135.2	40	0.33	4
6512135	12	148.5	147.2	25	0.41	4
6512138	12	148.5	147.2	30	0.41	4
6512142	12	148.5	147.2	35	0.41	4
6512146	12	148.5	147.2	40	0.41	4

Standard material: polyamide | Colour: white

882 TAB • 882 TAB SC • 882 M
882 M LBP • 882 TAB LBP • 8257 • 8257 LBP

Machined Split Drive

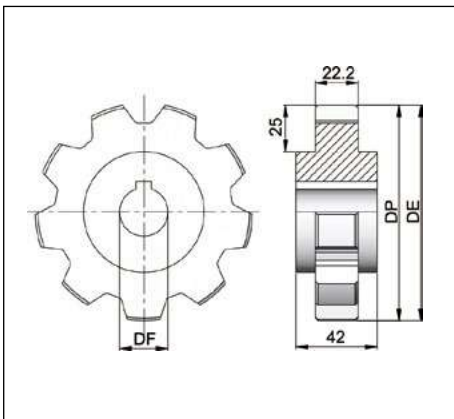


Ref.	Z	DE	DP	DF	Kg.	Box
6209326	9	112.5	111.4	25*	0.22	5
6209331	9	112.5	111.4	30	0.22	5
6209335	9	112.5	111.4	35	0.22	5
6209339	9	112.5	111.4	40	0.22	5
6210327	10	124.9	123.4	25*	0.28	5
6210332	10	124.9	123.4	30	0.28	5
6210336	10	124.9	123.4	35	0.28	5
6210340	10	124.9	123.4	40	0.28	5
6211328	11	136.4	135.2	25*	0.35	4
6211333	11	136.4	135.2	30	0.35	4
6211337	11	136.4	135.2	35	0.35	4
6211341	11	136.4	135.2	40	0.35	4
6212329	12	148.5	147.2	25*	0.43	4
6212334	12	148.5	147.2	30	0.43	4
6212338	12	148.5	147.2	35	0.43	4
6212342	12	148.5	147.2	40	0.43	4

Standard material: polyamide | Screws material: stainless steel | Colour: white | Remarks: *without keyway

882 TAB • 882 TAB SC • 882 M
882 M LBP • 882 TAB LBP • 8257 • 8257 LBP

Machined Solid Drive

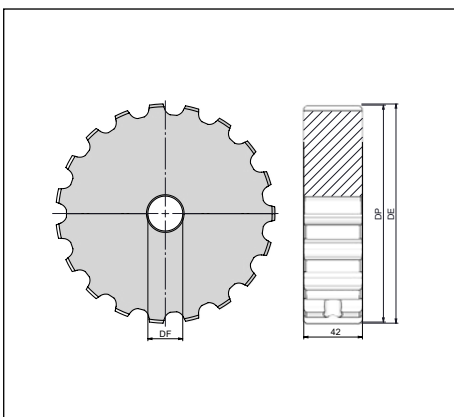


Ref.	Z	DE	DP	DF	Kg.	Box
6209344	9	112.5	111.4	25*	0.20	5
6209349	9	112.5	111.4	25	0.20	5
6209353	9	112.5	111.4	30	0.20	5
6209357	9	112.5	111.4	35	0.20	5
6209362	9	112.5	111.4	40	0.20	5
6210345	10	124.9	123.4	25*	0.26	5
6210350	10	124.9	123.4	25	0.26	5
6210354	10	124.9	123.4	30	0.26	5
6210358	10	124.9	123.4	35	0.26	5
6210363	10	124.9	123.4	40	0.26	5
6211346	11	136.4	135.2	25*	0.33	4
6211351	11	136.4	135.2	25	0.33	4
6211355	11	136.4	135.2	30	0.33	4
6211359	11	136.4	135.2	35	0.33	4
6211364	11	136.4	135.2	40	0.33	4
6212347	12	148.5	147.2	25*	0.41	4
6212352	12	148.5	147.2	25	0.41	4
6212356	12	148.5	147.2	30	0.41	4
6212360	12	148.5	147.2	35	0.41	4
6212365	12	148.5	147.2	40	0.41	4

Standard material: polyamide | Colour: white | Remarks: *without keyway

512

Machined Solid Idler



Ref.	Z	DE	DP	DF	Kg.	Box
6219149	19	157	154.3	25	0.99	10
6219155	19	157	154.3	30	0.99	10
6219160	19	157	154.3	35	0.99	10
6219168	19	157	154.3	40	0.99	10

Standard material: steel | On demand options:bore with keyway

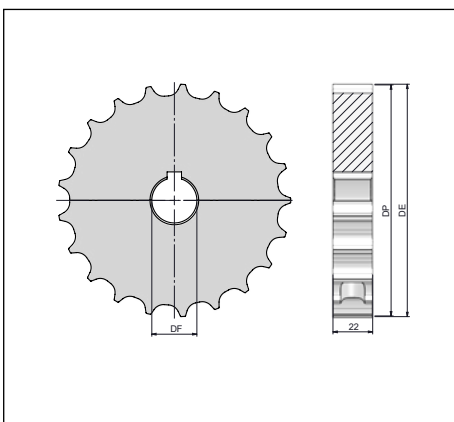
815 Plus Narrow

Machined Solid Idler



Ref.	Z	DE	DP	DF	Kg.	Box
6221936	21	129	129,26	25	0,36	10
6221937	21	129	129,26	30	0,36	10
6221940	21	129	129,26	35	0,36	10
6221942	21	129	129,26	40	0,36	10

Standard material: steel | On demand options: bore with keyway



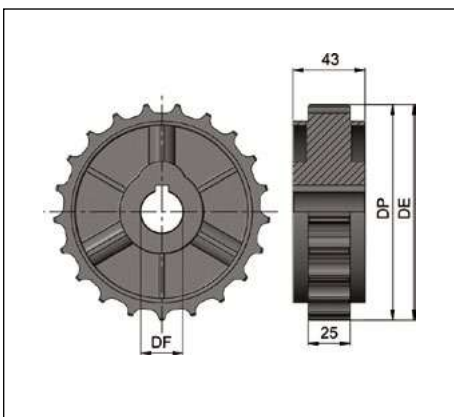
900

Molded Solid Drive



Ref.	Z	DE	DP	DF	Kg.	Box
6319160	19	117.0	117.34	25	0.21	10
6319164	19	117.0	117.34	30	0.21	10
6319168	19	117.0	117.34	35	0.21	10
6319172	19	117.0	117.34	40	0.21	10
6321161	21	129.0	129.26	25	0.24	10
6321165	21	129.0	129.26	30	0.24	10
6321169	21	129.0	129.26	35	0.24	10
6321173	21	129.0	129.26	40	0.24	10
6323162	23	141.0	141.22	25	0.30	10
6323166	23	141.0	141.22	30	0.30	10
6323170	23	141.0	141.22	35	0.30	10
6323174	23	141.0	141.22	40	0.30	10
6325163	25	153.0	153.22	25	0.35	10
6325167	25	153.0	153.22	30	0.35	10
6325171	25	153.0	153.22	35	0.35	10
6325175	25	153.0	153.22	40	0.35	10

Standard material: reinforced polyamide | Colour: black | On demand options: axial locking



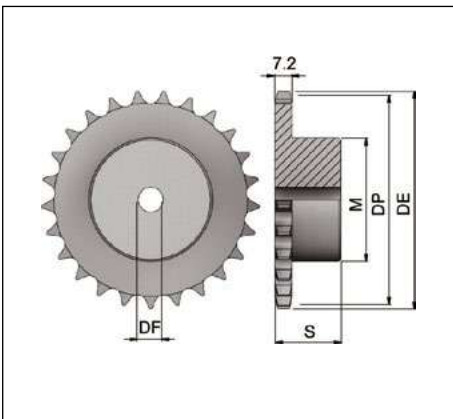
ASA 40 • 843 SK • 1843 TAB • 1843 Grip G3

Drive



Ref. (DIN)	Ref. (ASA)	Z	DE	DP	M	DF	S
1007013S	1007013S_ASA	13	59.2	53.6	37	10	28
1007015S	1007015S_ASA	15	67.2	61.09	45	10	28
1007017S	1007017S_ASA	17	75.2	69.11	52	12	28
1007019S	1007019S_ASA	19	83.3	77.16	60	12	28
1007021S	1007021S_ASA	21	90.3	85.22	68	14	28
1007023S	1007023S_ASA	23	99.4	93.27	70	14	28
1007025S	1007025S_ASA	25	107.4	101.33	70	14	28
1007027S	1007027S_ASA	27	115.4	109.40	70	16	30
1007029S	1007029S_ASA	29	123.6	117.46	80	16	30
1007030S	1007030S_ASA	30	127.6	121.50	80	16	30
1007031S	1007031S_ASA	31	131.6	125.54	90	16	30
1007033S	1007033S_ASA	33	139.7	133.60	90	16	30

Standard material: steel | On demand options: bore with keyway



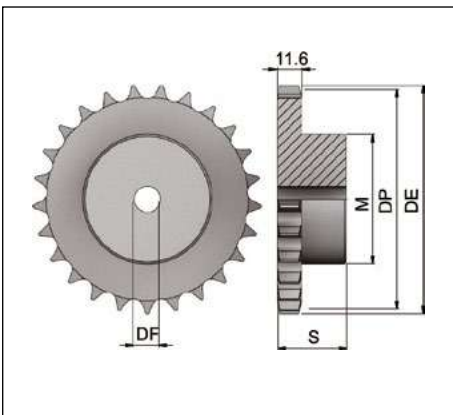
ASA 60 • 863 • 863 TAB • 963 • 1873 TAB • 1873 Grip G3
1873 Grip G4 • 1873 Grip G4L • 1873 Grip D • 3873 TAB

Drive



Ref. (DIN)	Ref. (ASA)	Z	DE	DP	M	DF	S
1010015S	1010015S_ASA	15	100.0	91.63	70	19	35
1010017S	1010017S_ASA	17	112.0	103.67	80	19	35
1010019S	1010019S_ASA	19	124.1	115.75	80	19	35
1010021S	1010021S_ASA	21	136.2	127.82	90	20	40
1010023S	1010023S_ASA	23	148.2	139.90	90	20	40
1010025S	1010025S_ASA	25	160.3	152.00	90	20	40
1010027S	1010027S_ASA	27	172.4	164.09	95	20	40
1010029S	1010029S_ASA	29	184.5	176.19	95	20	40
1010030S	1010030S_ASA	30	190.6	182.25	95	20	40
1010031S	1010031S_ASA	31	196.6	188.35	95	20	40
1007031S	1007031S_ASA	31	131.6	125.54	90	16	30
1007033S	1007033S_ASA	33	139.7	133.60	90	16	30

Standard material: steel | On demand options: bore with keyway



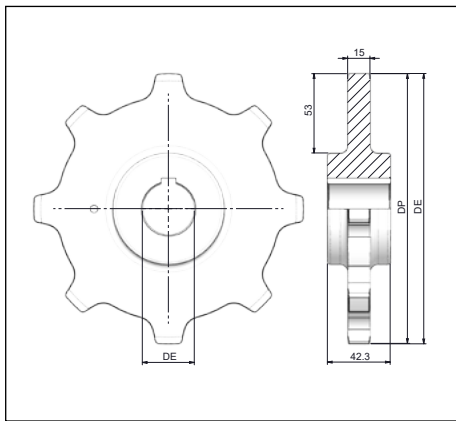
NH78

Machined Solid Drive/Idler



REF.	Z	DE	DP	DF min	DF max
353PA6NH7806211N00	6	137.4	132.5	20	40
353PA6NH7808211N00	8	182.6	173.2	20	40
353PA6NH7810211N00	10	226.6	214.4	20	40

Standard material: polyamide
 On demand options: different bore diameter and shape available • different Colour available • bore with keyway
 Please ensure that sufficient size shaft and keyway are chosen for corresponding load



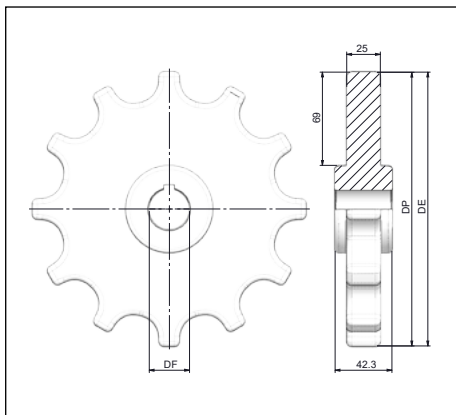
3200 • 3200 TAB

Machined Solid Drive/Idler



REF.	Z	DE	DP	DF min	DF max
373PA6320008211N00	8	134	132.9	19.1	40
373PA6320010211N00	10	160	164.5	19.1	40
373PA6320010211N01	10	160	164.5	40.0	70
373PA6320012211N00	12	204	194.4	19.1	40
373PA6320012211N01	12	204	194.4	40.0	70
373PA6320015211N00	15	250	244.4	19.1	40
373PA6320015211N01	15	250	244.4	40.0	70

Standard material: polyamide | Last two digits define bore type: 10: square bore • 20: round bore • 30: round bore with keyway • 40: round bore with keyway and setscrew • 50: round bore with setscrew • 70: round bore with 2 setscrews
 On demand options: different bore diameter and shape available • different Colour available • bore with keyway
 Please ensure that sufficient size shaft and keyway are chosen for corresponding load



CHAIN SPROCKETS

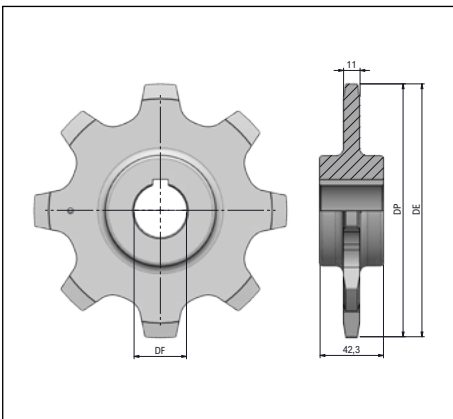
2500

Machined Solid Drive/Idler



REF.	Z	DE	DP	DF min	DF max
353PA6250006211N00	6	136.0	126.7	20	40
353PA6250008211N00	8	176.0	165.7	20	40
353PA6250015211N00	15	317.4	305.3	20	40

Standard material: polyamide
 On demand options: different bore diameter and shape available • different Colour available • bore with keyway
 Please ensure that sufficient size shaft and keyway are chosen for corresponding load



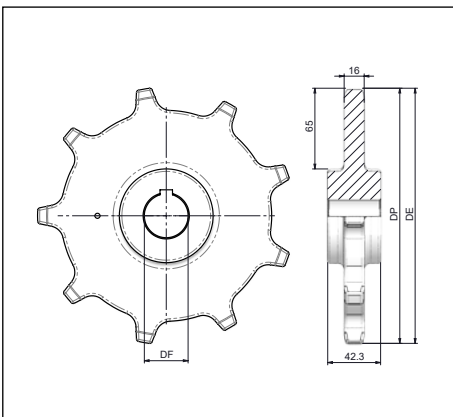
2700

Machined Solid Drive/Idler



Ref.	Z	DE	DP	DF min	DF max
373PA6270008211N00	8	184.0	182.8	20	50
373PA6270010211N00	10	227.6	226.4	20	50

Standard material: polyamide
 On demand options: different bore diameter and shape available • different Colour available • bore with keyway
 Please ensure that sufficient size shaft and keyway are chosen for corresponding load



2600 C • 2600 TAB C • 2600 O • 2600 TAB O • 2600 H M

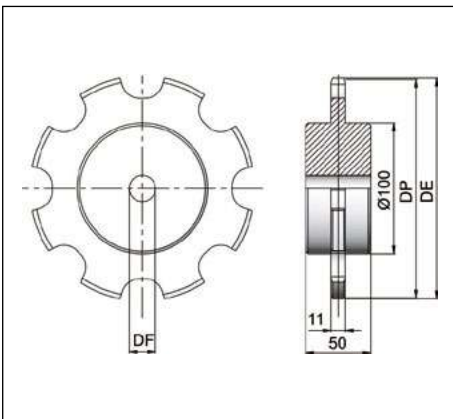
Machined Solid Drive/Idler



Ref.	Z	DE	DP	DF	Kg.	Box
6208051	8	172	165,93	20	0,6	4
6210052	10	215	205,49	20	0,8	4
6212053	12	256	245,35	20	1,1	4

Standard material: polyamide

On demand options: different bore diameter and shape available • different Colour available • bore with keyway
Please ensure that sufficient size shaft and keyway are chosen for corresponding load



2600 C • 2600 TAB C • 2600 O • 2600 TAB O • 2600 H M

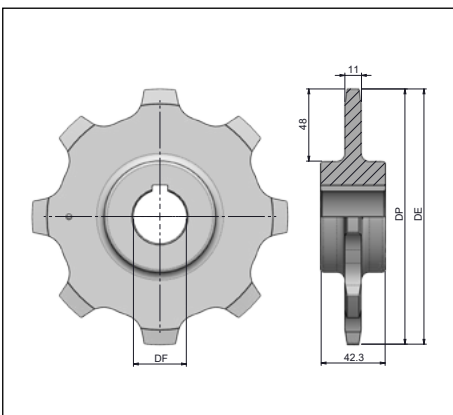
Molded Solid Drive/Idler



Ref.	Mat.	Z	DE	DP	DF min	DF max
363PA6260006211LG00	PA	6	128.0	127.0	20	40
363PA6260008211LG00	PA	8	168.9	165.9	20	50
363PA6260010211LG00	PA	10	210.5	205.5	20	50
363PA6260011211N00	PA	11	231.4	225.4	20	50

Standard material: polyamide

On demand options: different bore diameter and shape available
different Colour available • cast iron or ss304 material • bore with keyway
Please ensure that sufficient size shaft and keyway are chosen for corresponding load



1400 • 1400 TAB

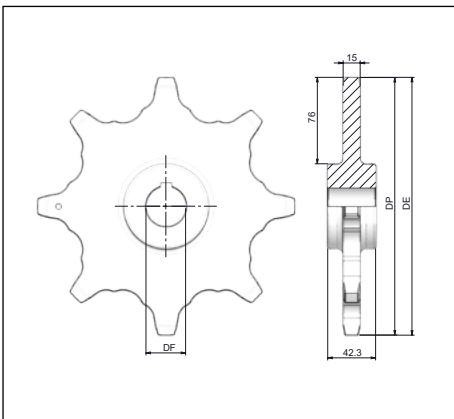
Machined Solid Drive/Idler



REF.	Z	DE	DP	DF min	DF max
333PA6140006211N00	6	177.0	164.5	20	40
333PA6140008211N00	8	227.6	215.2	20	50
333PA6140010211N00	10	279.0	266.7	20	50

Standard material: polyamide

On demand options: different bore diameter and shape available • different Colour available • bore with keyway
Please ensure that sufficient size shaft and keyway are chosen for corresponding load



2800 • 2800 TAB

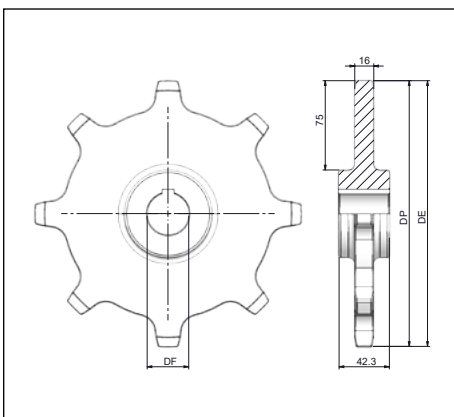
Machined Solid Drive/Idler



Ref.	Z	DE	DP	DF min	DF max
383PA6280006211N00	6	168	165.0	20	40
383PA6280008211N00	8	224	215.6	20	50
383PA6280010211N00	10	277	267.0	20	50

Standard material: polyamide

On demand options: different bore diameter and shape available • different Colour available • bore with keyway
Please ensure that sufficient size shaft and keyway are chosen for corresponding load



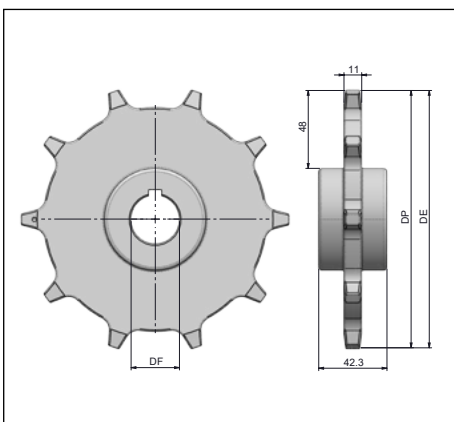
1700 • 1701 • 1701 TAB • 1701 TAB R • 1702 • 1702 M
1703 • 1704 • 1705 • 1706 • 1700 Finger Protection

Molded Solid Drive/Idler



Ref.	Mat	Z	DE	DP	DF min	DF max
313PA6170008211LG00	PA	8	133.0	130.7	20	40
313PA6170010211LG00	PA	10	166.1	161.8	20	40
313PA6170012211LG00	PA	12	196.0	193.2	20	40
313PA6170013211LG00	PA	13	214.0	208.9	20	40

Standard material: polyamide | On demand options: different bore diameter and shape available
different colour available | Material: cast iron or ss304 | Bore with keyway
Please ensure that sufficient size shaft and keyway are chosen for corresponding load



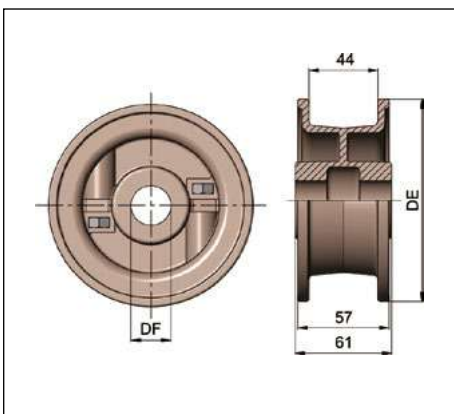
810 • 812 • 815 • 815 P • 815 P O • 820 • 831 • 879 M • 880 M
880 BEVEL • 881 P M • 881 P M O • 881 BEVEL • 900 • 828 • 512

Molded Split Idler



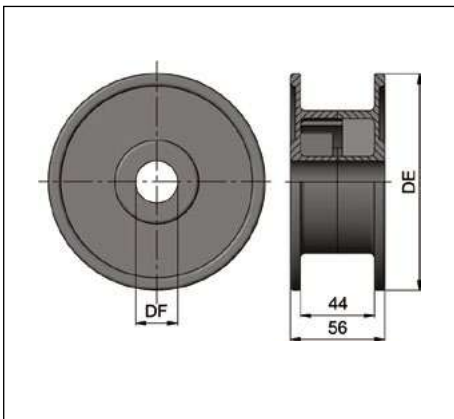
Ref.	Z	DE	DP	DF	Kg.	Box
6621092	21	129.0	-	25	0.3	8
6621093	21	129.0	-	30	0.3	8
6621094	21	129.0	-	35	0.3	8
6621095	21	129.0	-	40	0.3	8
6623099	23	141.0	-	25	0.4	6
6623100	23	141.0	-	30	0.4	6
6623101	23	141.0	-	35	0.4	6
6623117	23	141.0	-	40	0.4	6
6625102	25	153.0	-	25	0.4	6
6625103	25	153.0	-	30	0.4	6
6625104	25	153.0	-	35	0.4	6
6625105	25	153.0	-	40	0.4	6

Standard material: acetal LF | Screws material: stainless steel | Colour: brown



810 • 812 • 815 • 815 P • 815 P O • 820 • 831 • 879 M • 880 M
880 BEVEL • 881 P M • 881 P M O • 881 BEVEL • 900 • 828 • 512

Molded Solid Idler

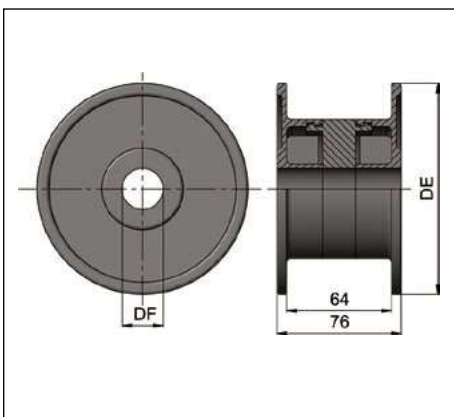


Ref.	Z	DE	DP	DF	Kg.	Box
6619007	19	117.0	-	25	0.2	8
6619013	19	117.0	-	30	0.2	8
6619019	19	117.0	-	35	0.2	8
6619025	19	117.0	-	40	0.2	8
6621008	21	129.0	-	25	0.2	8
6621014	21	129.0	-	30	0.2	8
6621020	21	129.0	-	35	0.2	8
6621026	21	129.0	-	40	0.2	8
6623009	23	141.0	-	25	0.3	6
6623015	23	141.0	-	30	0.3	6
6623021	23	141.0	-	35	0.3	6
6623027	23	141.0	-	40	0.3	6
6625010	25	153.0	-	25	0.3	6
6625016	25	153.0	-	30	0.3	6
6625022	25	153.0	-	35	0.3	6
6625028	25	153.0	-	40	0.3	6

Standard material: acetal | Colour: black

7253 TAB • 879 TAB • 880 TAB
881 TAB • 887 TAB • 8257 • 8257

Molded Solid Idler

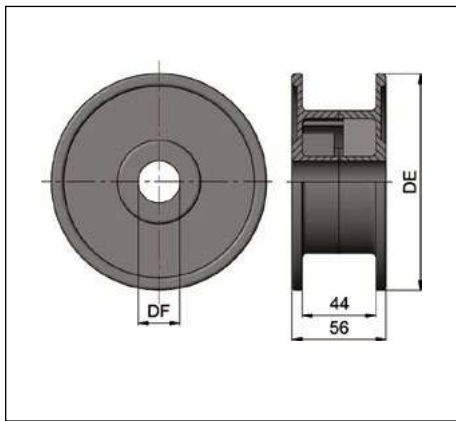


Ref.	Z	DE	DP	DF	Kg.	Box
6619107	19	117.0	-	25	0.3	8
6619112	19	117.0	-	30	0.3	8
6619119	19	117.0	-	35	0.3	8
6619125	19	117.0	-	40	0.3	8
6621108	21	129.0	-	25	0.3	6
6621114	21	129.0	-	30	0.3	6
6621120	21	129.0	-	35	0.3	6
6621126	21	129.0	-	40	0.3	6
6623109	23	141.0	-	25	0.3	6
6623115	23	141.0	-	30	0.3	6
6623121	23	141.0	-	35	0.3	6
6623127	23	141.0	-	40	0.3	6
6625110	25	153.0	-	25	0.4	4
6625116	25	153.0	-	30	0.4	4
6625122	25	153.0	-	35	0.4	4
6625128	25	153.0	-	40	0.4	4

Standard material: acetal | Colour: black

810 • 812 • 815 • 815 P • 815 P O • 820 • 831 • 879 M • 880 M
880 BEVEL • 881 P M • 881 P M O • 881 BEVEL • 900 • 828 • 512

Molded Solid Idler

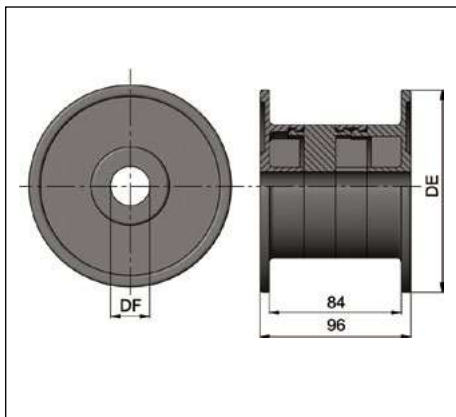


Ref.	Z	DE	DP	DF	Kg.	Box
6619007	19	117.0	-	25	0.2	8
6619013	19	117.0	-	30	0.2	8
6619019	19	117.0	-	35	0.2	8
6619025	19	117.0	-	40	0.2	8
6621008	21	129.0	-	25	0.2	8
6621014	21	129.0	-	30	0.2	8
6621020	21	129.0	-	35	0.2	8
6621026	21	129.0	-	40	0.2	8
6623009	23	141.0	-	25	0.3	6
6623015	23	141.0	-	30	0.3	6
6623021	23	141.0	-	35	0.3	6
6623027	23	141.0	-	40	0.3	6
6625010	25	153.0	-	25	0.3	6
6625016	25	153.0	-	30	0.3	6
6625022	25	153.0	-	35	0.3	6
6625028	25	153.0	-	40	0.3	6

Standard material: acetal | Colour: black

800 • 802 • 805 • 805 P • 882 TAB • 882 TAB SC • 882 TAB LBP

Molded Solid Idler

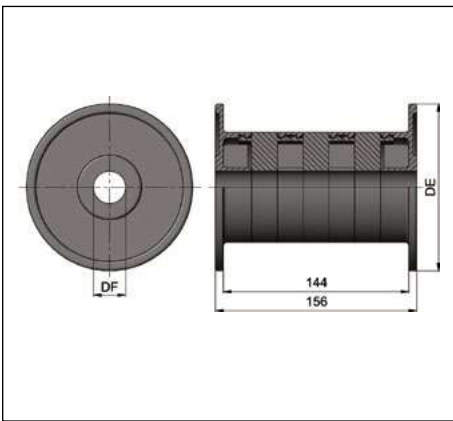


Ref.	Z	DE	DP	DF	Kg.	Box
6619686	19	117.0	-	25	0.3	4
6619687	19	117.0	-	30	0.3	4
6619688	19	117.0	-	35	0.3	4
6619689	19	117.0	-	40	0.3	4
6621691	21	129.0	-	25	0.3	4
6621692	21	129.0	-	30	0.3	4
6621693	21	129.0	-	35	0.3	4
6621694	21	129.0	-	40	0.3	4
6623697	23	141.0	-	25	0.3	4
6623698	23	141.0	-	30	0.3	4
6623699	23	141.0	-	35	0.3	4
6623700	23	141.0	-	40	0.3	4
6625703	25	153.0	-	25	0.4	4
6625704	25	153.0	-	30	0.4	4
6625705	25	153.0	-	35	0.4	4
6625706	25	153.0	-	40	0.4	4

Standard material: acetal | Colour: black

821 • 821 LBP

Molded Solid Idler

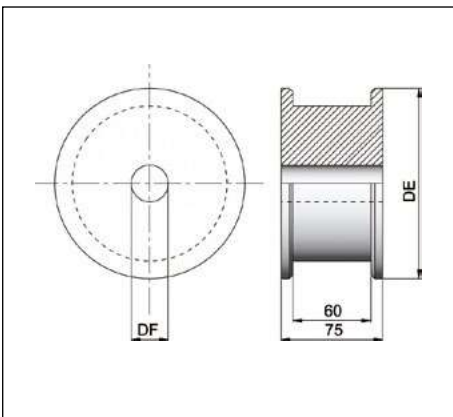


Ref.	Z	DE	DP	DF	Kg.	Box
6619710	19	117.0	-	25	0.3	2
6619711	19	117.0	-	30	0.3	2
6619712	19	117.0	-	35	0.3	2
6619713	19	117.0	-	40	0.3	2
6621716	21	129.0	-	25	0.3	2
6621717	21	129.0	-	30	0.3	2
6621718	21	129.0	-	35	0.3	2
6621719	21	129.0	-	40	0.3	2
6623722	23	141.0	-	25	0.3	2
6623723	23	141.0	-	30	0.3	2
6623724	23	141.0	-	35	0.3	2
6623725	23	141.0	-	40	0.3	2
6625730	25	153.0	-	25	0.4	2
6625731	25	153.0	-	30	0.4	2
6625732	25	153.0	-	35	0.4	2
6625734	25	153.0	-	40	0.4	2

Standard material: acetal | Colour: black

8157 P • 8257 • 882 M • 882 M LBP • 8857 P M

Machined Solid Idler

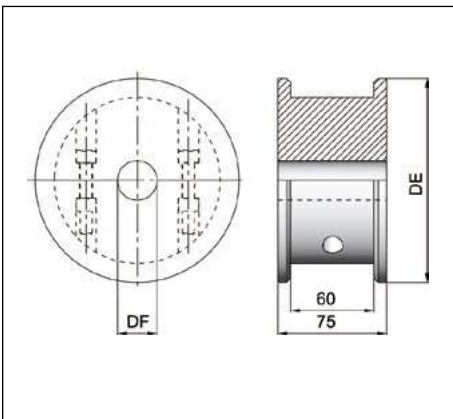


Ref.	Z	DE	DP	DF	Kg.	Box
6517251	17	104.0	-	25*	0.20	10
6517265	17	104.0	-	25	0.20	10
6517266	17	104.0	-	30	0.20	10
6517267	17	104.0	-	35	0.20	10
6517268	17	104.0	-	40	0.20	10
6519252	19	117.0	-	25*	0.30	10
6519270	19	117.0	-	25	0.30	10
6519271	19	117.0	-	30	0.30	10
6519272	19	117.0	-	35	0.30	10
6519273	19	117.0	-	40	0.30	10
6521253	21	129.0	-	25*	0.40	10
6521275	21	129.0	-	25	0.40	10
6521276	21	129.0	-	30	0.40	10
6521277	21	129.0	-	35	0.40	10
6521278	21	129.0	-	40	0.40	10
6523254	23	141.0	-	25*	0.50	10
6523280	23	141.0	-	25	0.50	10
6523281	23	141.0	-	30	0.50	10
6523282	23	141.0	-	35	0.50	10
6523283	23	141.0	-	40	0.50	10
6525255	25	153.0	-	25*	0.60	10
6525286	25	153.0	-	25	0.60	10
6525287	25	153.0	-	30	0.60	10
6525288	25	153.0	-	35	0.60	10
6525289	25	153.0	-	40	0.60	10

Standard material: polyamide | Colour: white

8157 P • 8257 • 882 M • 882 M LBP • 8857 P M

Machined Split Idler

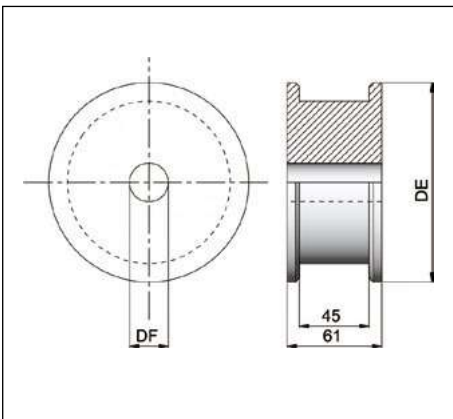


Ref.	Z	DE	DP	DF	Kg.	Box
6517256	17	104.0	-	25*	0.20	10
6517330	17	104.0	-	25	0.20	10
6517331	17	104.0	-	30	0.20	10
6517332	17	104.0	-	35	0.20	10
6517333	17	104.0	-	40	0.20	10
6519257	19	117.0	-	25*	0.30	10
6519336	19	117.0	-	25	0.30	10
6519337	19	117.0	-	30	0.30	10
6519338	19	117.0	-	35	0.30	10
6519339	19	117.0	-	40	0.30	10
6521258	21	129.0	-	25*	0.40	10
6521341	21	129.0	-	25	0.40	10
6521342	21	129.0	-	30	0.40	10
6521343	21	129.0	-	35	0.40	10
6521344	21	129.0	-	40	0.40	10
6523259	23	141.0	-	25*	0.50	10
6523347	23	141.0	-	25	0.50	10
6523348	23	141.0	-	30	0.50	10
6523349	23	141.0	-	35	0.50	10
6523350	23	141.0	-	40	0.50	10
6525260	25	153.0	-	25*	0.60	10
6525352	25	153.0	-	25	0.60	10
6525353	25	153.0	-	30	0.60	10
6525354	25	153.0	-	35	0.60	10
6525355	25	153.0	-	40	0.60	10

Standard material: polyamide | Screws material: stainless steel | Colour: white

810 • 812 • 815 • 815 P • 815 P O • 820 • 828 • 831 • 879 M
880 BEVEL • 881 P M • 881 P M O • 881 BEVEL • 900

Machined Solid Idler

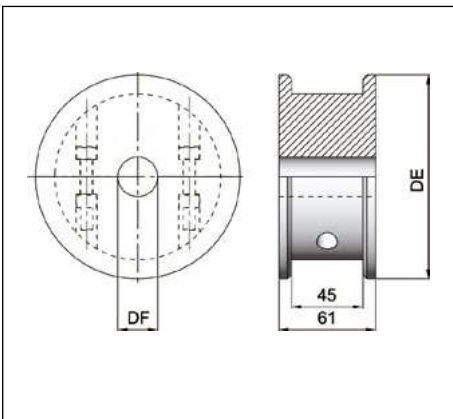


Ref.	Z	DE	DP	DF	Kg.	Box
6517501	17	104.0	-	20	0.40	10
6517502	17	104.0	-	25	0.40	10
6517504	17	104.0	-	30	0.40	10
6517505	17	104.0	-	35	0.40	10
6517506	17	104.0	-	40	0.40	10
6519523	19	117.0	-	20	0.50	6
6519524	19	117.0	-	25	0.50	6
6519525	19	117.0	-	30	0.50	6
6519528	19	117.0	-	35	0.50	6
6519530	19	117.0	-	40	0.50	6
6521541	21	129.0	-	20	0.60	6
6521542	21	129.0	-	25	0.60	6
6521544	21	129.0	-	30	0.60	6
6521547	21	129.0	-	35	0.60	6
6521549	21	129.0	-	40	0.60	6
6523557	23	141.0	-	20	0.70	6
6523558	23	141.0	-	25	0.70	6
6523560	23	141.0	-	30	0.70	6
6523561	23	141.0	-	35	0.70	6
6523564	23	141.0	-	40	0.70	6
6525572	25	153.0	-	20	0.90	6
6525573	25	153.0	-	25	0.90	6
6525575	25	153.0	-	30	0.90	6
6525577	25	153.0	-	35	0.90	6
6525579	25	153.0	-	40	0.90	6

Standard material: polyamide | Colour: white

810 • 812 • 815 • 815 P • 815 P O • 820 • 828 • 831 • 879 M
880 BEVEL • 881 P M • 881 P M O • 881 BEVEL • 900

Machined Split Idler

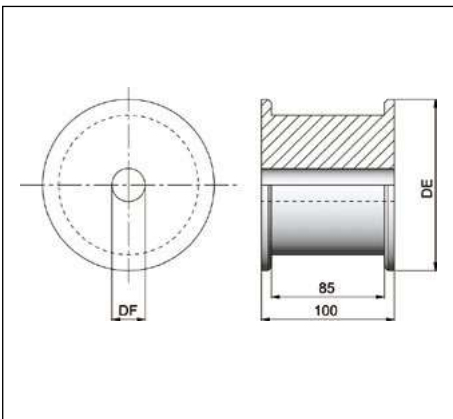


Ref.	Z	DE	DP	DF	Kg.	Box
6519616	19	117.0	-	25	0.50	6
6519617	19	117.0	-	30	0.50	6
6519618	19	117.0	-	35	0.50	6
6519620	19	117.0	-	40	0.50	6
6521628	21	129.0	-	25	0.60	6
6521629	21	129.0	-	30	0.60	6
6521630	21	129.0	-	35	0.60	6
6521632	21	129.0	-	40	0.60	6
6523640	23	141.0	-	25	0.70	6
6523641	23	141.0	-	30	0.70	6
6523642	23	141.0	-	35	0.70	6
6523643	23	141.0	-	40	0.70	6
6525650	25	153.0	-	25	0.90	6
6525652	25	153.0	-	30	0.90	6
6525653	25	153.0	-	35	0.90	6
6525655	25	153.0	-	40	0.90	6

Standard material: polyamide | Screws material: stainless steel | Colour: white

800 • 802 • 805 • 805 P • 882 TAB • 882 TAB SC • 882 TAB LBP

Machined Solid Idler

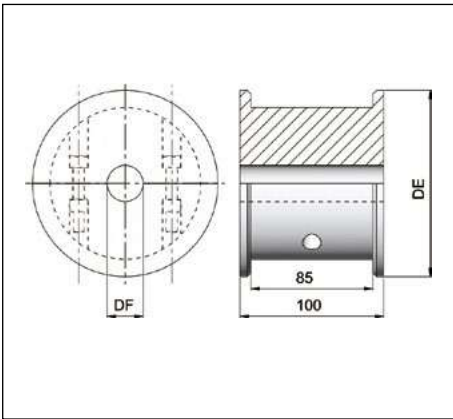


Ref.	Z	DE	DP	DF	Kg.	Box
6517148	17	104.0	-	20	0.60	4
6517153	17	104.0	-	25	0.60	4
6517158	17	104.0	-	30	0.60	4
6517163	17	104.0	-	35	0.60	4
6517168	17	104.0	-	40	0.60	4
6519149	19	117.0	-	20	0.80	4
6519154	19	117.0	-	25	0.80	4
6519159	19	117.0	-	30	0.80	4
6519164	19	117.0	-	35	0.80	4
6519169	19	117.0	-	40	0.80	4
6521150	21	129.0	-	20	1.00	4
6521155	21	129.0	-	25	1.00	4
6521160	21	129.0	-	30	1.00	4
6521165	21	129.0	-	35	1.00	4
6521170	21	129.0	-	40	1.00	4
6523151	23	141.0	-	20	1.20	4
6523156	23	141.0	-	25	1.20	4
6523161	23	141.0	-	30	1.20	4
6523166	23	141.0	-	35	1.20	4
6523171	23	141.0	-	40	1.20	4
6525152	25	153.0	-	20	1.40	4
6525157	25	153.0	-	25	1.40	4
6525162	25	153.0	-	30	1.40	4
6525167	25	153.0	-	35	1.40	4
6525172	25	153.0	-	40	1.40	4

Standard material: polyamide | Colour: white

800 • 802 • 805 • 805 P • 882 TAB • 882 TAB SC • 882 TAB LBP

Machined Split Idler



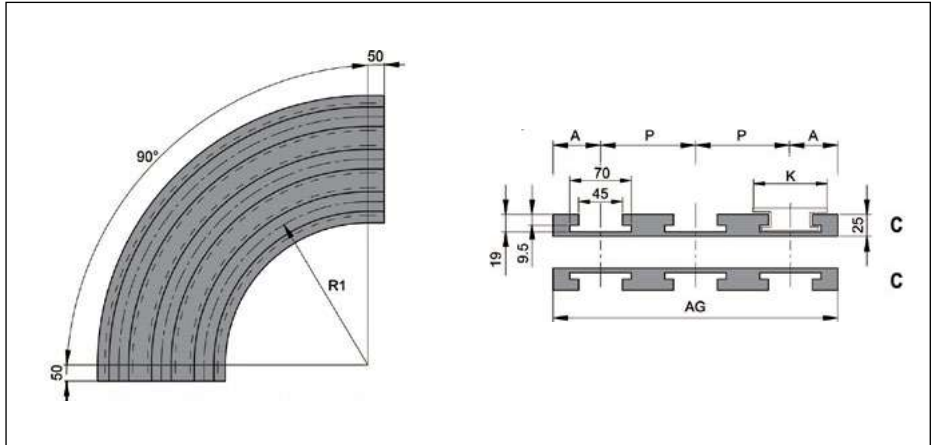
Ref.	Z	DE	DP	DF	Kg.	Box
6519230	19	117.0	-	25	0.80	4
6519235	19	117.0	-	30	0.80	4
6519240	19	117.0	-	35	0.80	4
6519245	19	117.0	-	40	0.80	4
6521231	21	129.0	-	25	1.00	4
6521236	21	129.0	-	30	1.00	4
6521241	21	129.0	-	35	1.00	4
6521246	21	129.0	-	40	1.00	4
6523232	23	141.0	-	25	1.20	4
6523237	23	141.0	-	30	1.20	4
6523242	23	141.0	-	35	1.20	4
6523247	23	141.0	-	40	1.20	4
6525233	25	153.0	-	25	1.40	4
6525238	25	153.0	-	30	1.40	4
6525243	25	153.0	-	35	1.40	4
6525248	25	153.0	-	40	1.40	4

Standard material: polyamide | Screws material: stainless steel | Colour: white



Curves & tracks

879 TAB • 879 TAB R • 880 TAB • 880 TAB R • 881 TAB 8811 TAB R • 887 TAB • 7253 TAB • 253 FT TAB • 255 FT TAB

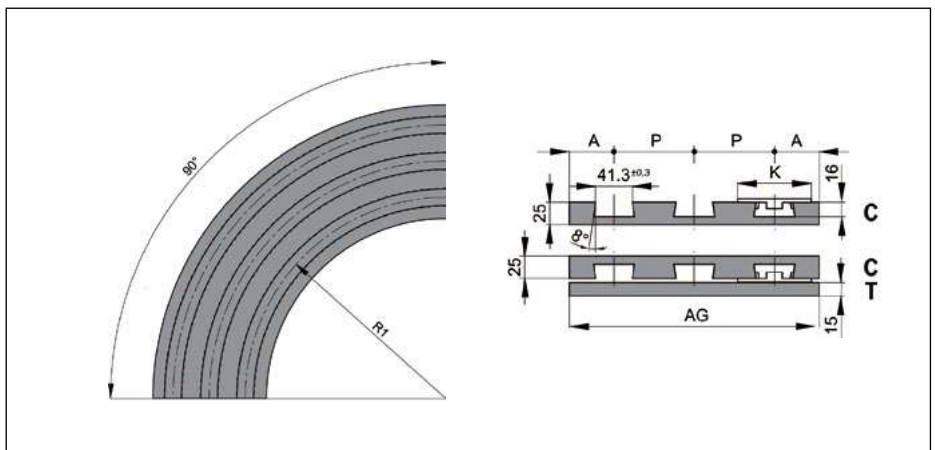


Specifications	
Path	Curve
Set	Carry and Return (C+C)
Straight In and Out	50mm
Standard radius angle	90°
Standard material	UHMW-PE "DESLIDUR"
Colour	Black
On Demand Options	
Different track Colours available	
(DS) and (WR) available	
Different dimensions available	

R1 = 200	R1 = 500	R1 = 610	R1 = 800	R1 = 1000	P	Tracks	A	AG
K = 3.25in (82.5mm)								
-	⊕ 4701002	-	-	-	-	1	57	114
-	⊕ 4701001	⊕ 4701018	4701034	4701052	-	1	50	100
-	4702107	4702121	4702136	4702151	85	2	50	185
-	4703109	4703124	4703139	4703154	85	3	50	270
-	4704112	4704127	4704142	4704157	85	4	50	355
-	4705115	4705130	4705145	4705161	85	5	50	440
-	4706118	4706133	4706148	4706164	85	6	50	525
⊕ 4701200	-	-	-	-	88	1	50	100
K = 4.50in (114.3mm)								
-	⊕ 4701307	⊕ 4701312	4701324	4701331	-	1	65	130
-	4702315	4702321	4702327	4702334	120	2	65	250
K = 7.50in (190.5mm)								
-	4701413	4701415	4701426	4701432	-	1	100	200
-	4702417	4702423	4702429	4702435	196	2	100	396

Dimensions in mm | ⊕ Best seller

879 BEVEL • 880 BEVEL • 881 BEVEL

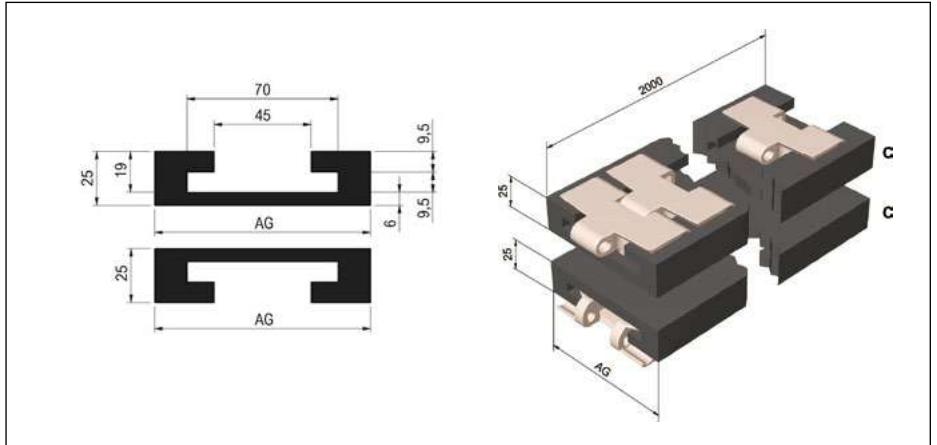


Specifications	
Path	Curve
Set	Carry and Return (C+C+T)
Standard radius angle	90°
Standard material	UHMW-PE "DESLIDUR"
Colour	Black
On Demand Options	
Different track Colours available	
(DS) and (WR) available	
Different dimensions available	

R1 = 500	R1 = 550	R1 = 610	R1 = 650	R1 = 860	P	Tracks	A	AG
K = 3.25in (82.5mm)								
C15001	-	C16101	C16501	C18601	90	1	50	100
C15002	-	-	C16502	C18602	90	2	50	190
C15003	-	-	C16503	C18603	90	3	50	280
C15004	-	-	C16504	C18604	90	4	50	370
K = 4.50in (114.3mm)								
-	C25501	C26101	C26501	-	125	1	65	130
-	C25502	C26102	C26502	-	125	2	65	255
-	C25503	C26103	C26503	-	125	3	65	380
-	C25504	C26104	C26504	-	125	4	65	505
-	-	C26105	-	-	125	5	65	600
K = 7.50in (190.5mm)								
-	-	C36101	C36501	-	196	1	100	200

Dimensions in mm

879 TAB • 879 TAB R • 880 TAB • 880 TAB R • 881 TAB 8811 TAB R • 887 TAB • 7253 TAB • 253 FT TAB • 255 FT TAB



Specifications

Path	Straight Track
Set	Carry and Return (C+C+T)
Standard Length	2 m (6.56 ft) / each bar
Standard material	UHMW-PE "DESLIDUR"
Colour	Black

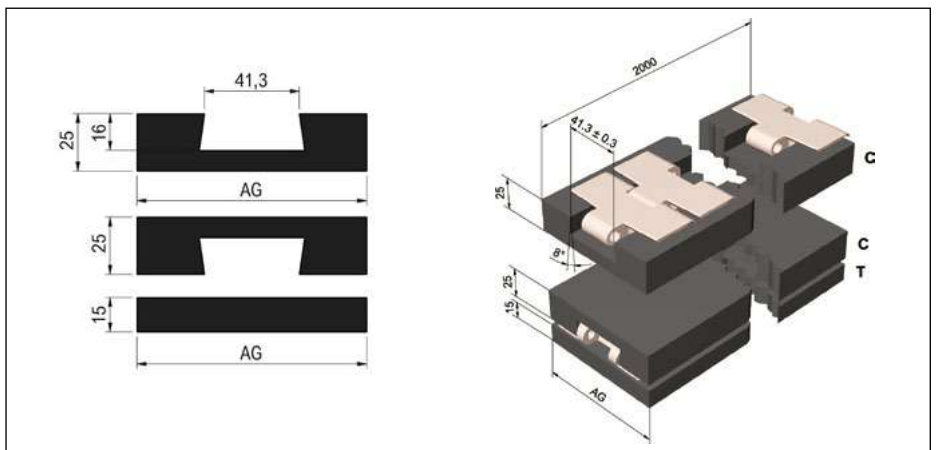

On Demand Options

- Different track Colours available
- Different dimensions available

Ref.	Width (K)		AG
	mm	inch	
GR 1100TAB	82.5	3.25	100
GR 2130TAB	114.3	4.50	130
GR 3200TAB	190.5	7.50	200

Dimensions in mm

879 BEVEL • 880 BEVEL • 881 BEVEL



Specifications

Path	Straight Track
Set	Carry and Return (C+C+T)
Standard Length	2 m (6.56 ft) / each bar
Standard material	UHMW-PE "DESLIDUR"
Colour	Black

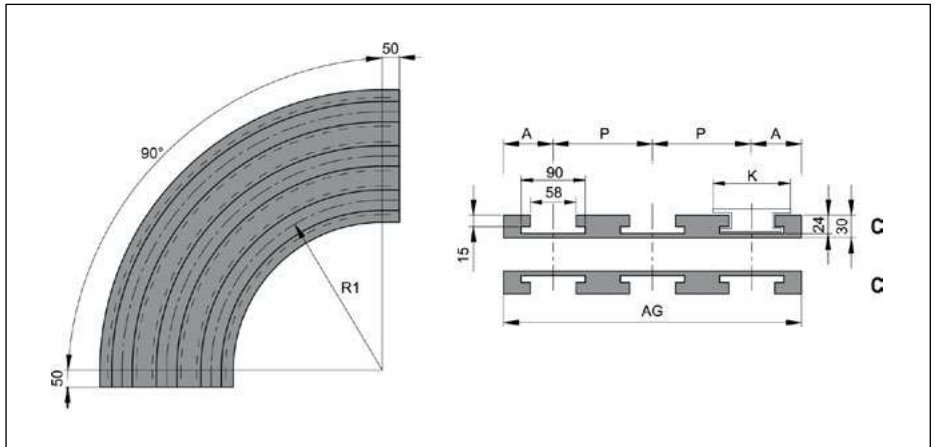
On Demand Options

- Different track Colours available
- Different dimensions available

Ref.	Width (K)		AG
	mm	inch	
GR 1100C	82.5	3.25	100
GR 2130C	114.3	4.50	130
GR 3200C	190.5	7.50	200

Dimensions in mm

882 TAB • 882 TAB RT • 882 TAB GF • 882 TAB LBP

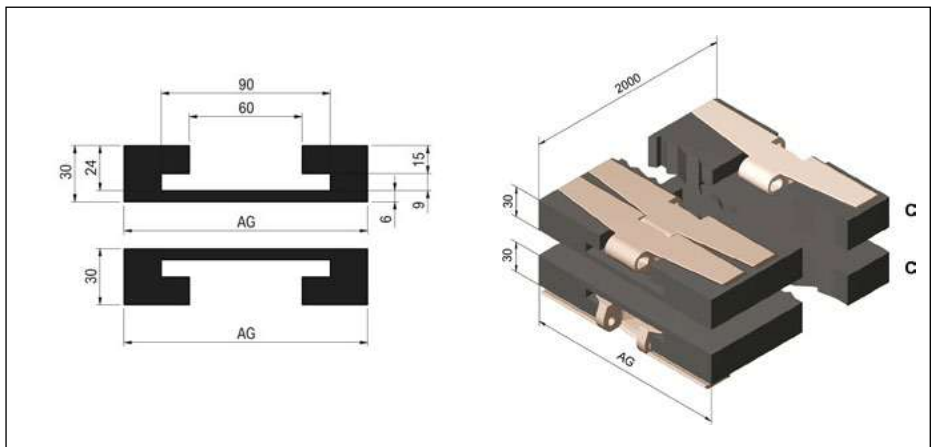


Specifications	
Path	Curve
Set	Carry and Return (C+C)
Straight In and Out	50mm
Standard radius angle	90°
Standard material	UHMW-PE "DESLIDUR"
Colour	Black
On Demand Options	
Different track Colours available	
(DS) and (WR) available	
Different dimensions available	

R1 = 610	R1 = 800	R1 = 810	R1 = 1000	R1 = 1200	P	Tracks	A	AG
K = 4.50 in (114.3 mm)								
4701337	4701343	-	4701349	4701355	125	1	65	130
4702340	4702346	-	4702352	4702358	125	2	65	250
K = 7.50 in (190.5 mm)								
4701438	4701445	-	4701451	4701457	196	1	100	200
4702441	4702448	-	4702454	4702460	196	2	100	396
K = 10.00 in (254.0 mm)								
4701507	4701514	-	4701520	4701526	260	1	135	370
4702511	4702517	-	4702523	4702529	260	2	135	530
K = 12.00 in (304.8 mm)								
4701608	4701614	-	4701620	4701626	310	1	160	320
4702611	4702617	-	4702623	4702629	310	2	160	630
-	-	4701901	-	-	310	1	170	340

Dimensions in mm

882 TAB • 882 TAB RT • 882 TAB GF • 882 TAB LBP

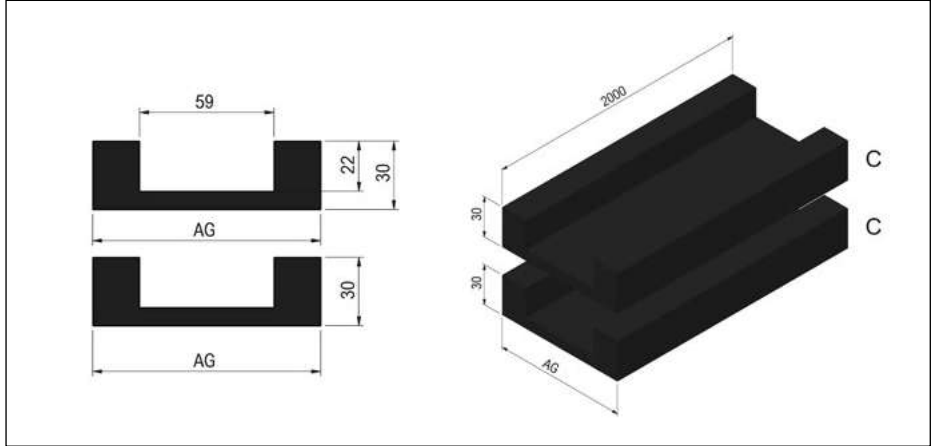


Specifications	
Path	Straight Track
Set	Carry and Return (C+C)
Standard Length	2 m (6.56 ft) / each bar
Standard material	UHMW-PE "DESLIDUR"
Colour	Black
On Demand Options	
Different track Colours available	
Different dimensions available	

Ref.	Width (K)		AG
	mm	inch	
GR 4130 TAB	114.3	4.50	130
GR 5200 TAB	190.5	7.50	200
GR 6270 TAB	254	10.00	270
GR 7320 TAB	304.8	12.00	320

Dimensions in mm

1700



Specifications

Path	Straight Track
Set	Carry and Return (C+C)
Standard Length	2 m (6.56 ft) / each bar
Standard material	PE1000R
Colour	Black

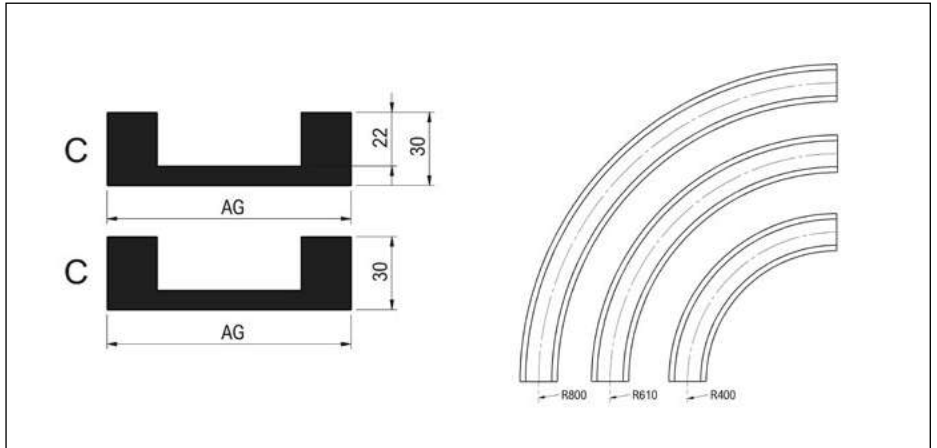
On Demand Options

- Different track materials and colours available
- Different dimensions available

Ref.	Chain Width	AG
316PE10R04001K02171700K	55	100

Dimensions in mm

1700



Specifications

Path	Curve
Set	Carry and Return (C+C)
Straight In and Out	50mm
Standard radius angle	90°
Standard material	PE1000R
Colour	Black

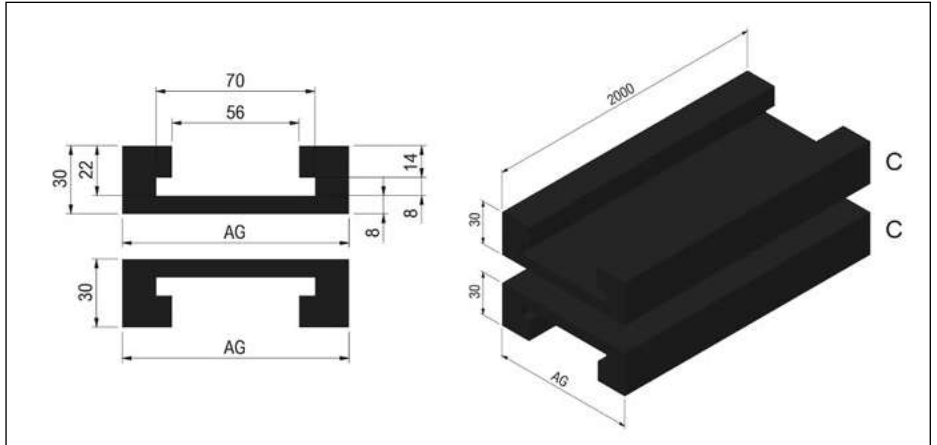
On Demand Options

- Different track materials and colours available
- Different dimensions available

Ref.	Chain Width	AG	Radius (R)
316PE10R04001K02171700K	55	100	400
316PE10R06101K02171700K	55	100	610
316PE10R08001K02171700K	55	100	800

Dimensions in mm

1701 TAB



Specifications

Path	Straight Track
Set	Carry and Return (C+C)
Standard Length	2 m (6.56 ft) / each bar
Standard material	PE1000R
Colour	Black

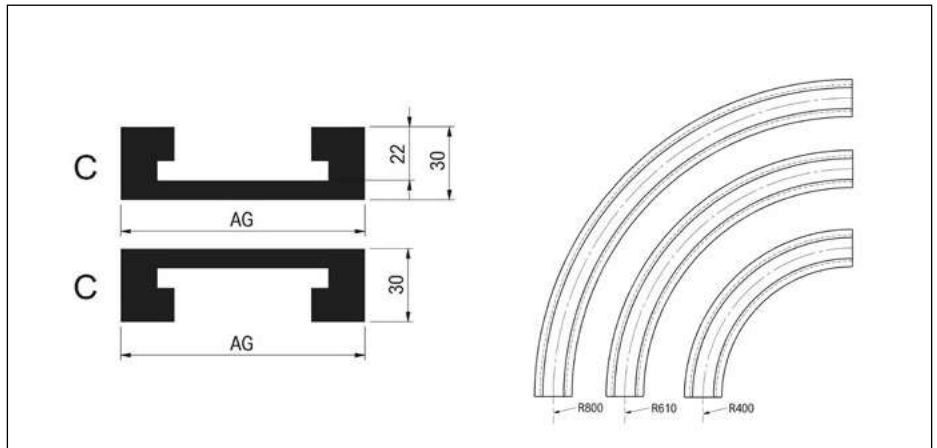
On Demand Options

- Different track materials and colours available
- Different dimensions available

Ref.	Chain Width	AG
315PE10M21K02101702K	55.3	100

Dimensions in mm

1701 TAB



Specifications

Path	Curve
Set	Carry and Return (C+C)
Straight In and Out	50mm
Standard radius angle	90°
Standard material	PE1000R
Colour	Black

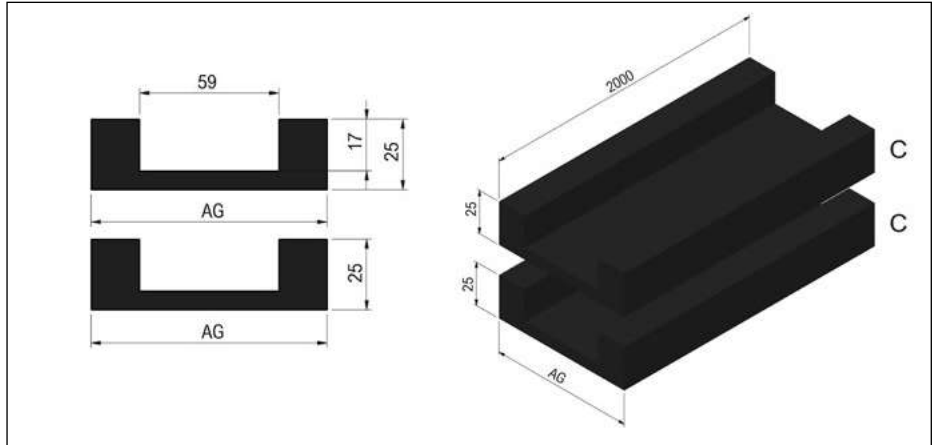

On Demand Options

- Different track materials and colours available
- Different dimensions available

Ref.	Chain Width	AG	Radius (R)
316PE10R04001K02101702K	55.3	100	400
316PE10R06101K02101702K	55.3	100	610
316PE10R08001K02101702K	55.3	100	800

Dimensions in mm

1702

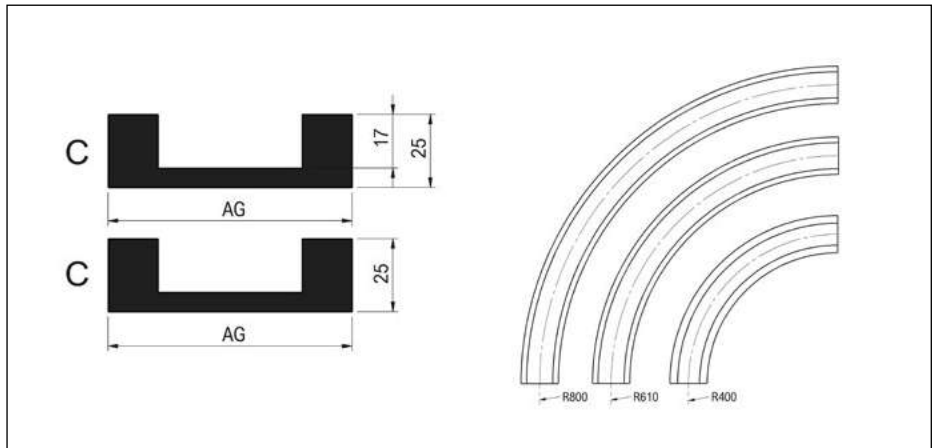


Specifications	
Path	Straight Track
Set	Carry and Return (C+C)
Standard Length	2 m (6.56 ft) / each bar
Standard material	PE1000R
Colour	Black
On Demand Options	
Different track materials and colours available	
Different dimensions available	

Ref.	Chain Width	AG
316PE10R04001K02171700K	55	100

Dimensions in mm

1702

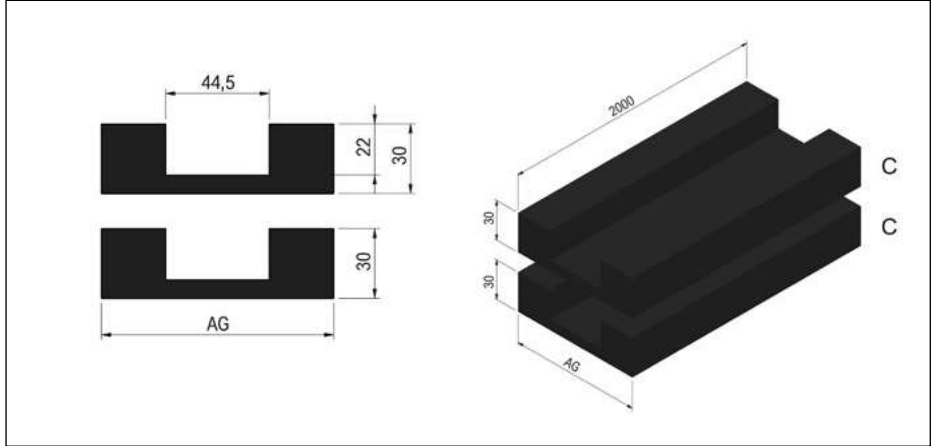



Specifications	
Path	Curve
Set	Carry and Return (C+C)
Straight In and Out	50mm
Standard radius angle	90°
Standard material	PE1000R
Colour	Black
On Demand Options	
Different track materials and colours available	
Different track radius, angles and In and Out section dimensions available	

Ref.	Chain Width	AG	Radius (R)
316PE10R04001K02171700K	55	100	400
316PE10R06101K02171700K	55	100	610
316PE10R08001K02171700K	55	100	800

Dimensions in mm

2600 C • 2600 O

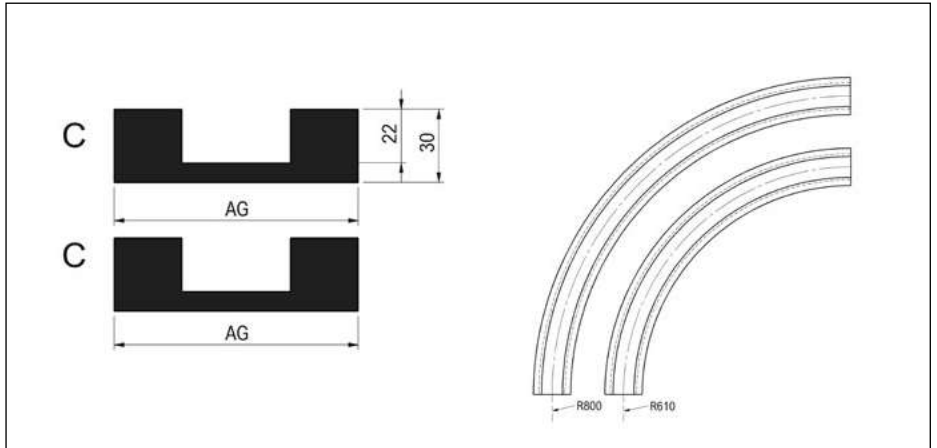



Specifications	
Path	Straight Track
Set	Carry and Return (C+C)
Standard Length	2 m (6.56 ft) / each bar
Standard material	PE1000R
Colour	Black
On Demand Options	
Different track materials and colours available	
Different dimensions available	

Ref.	Chain Width	AG
365PE10M21K01652600CK	55	100

Dimensions in mm

2600 C • 2600 O

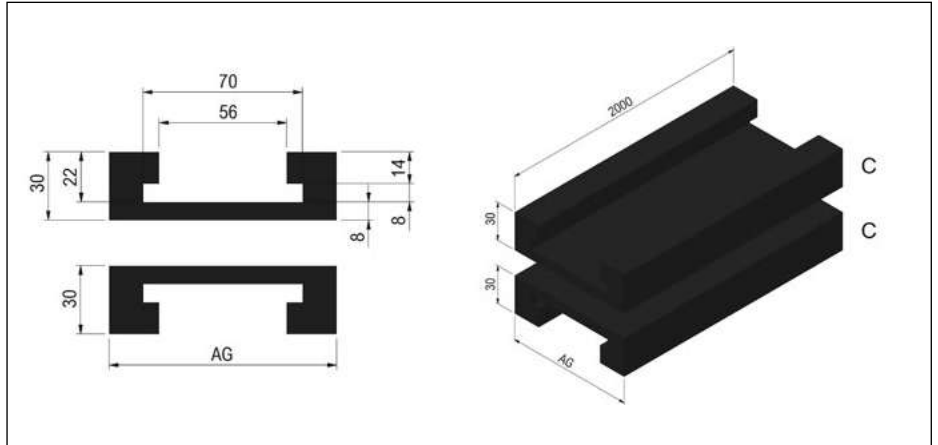



Specifications	
Path	Curve
Set	Carry and Return (C+C)
Straight In and Out	50mm
Standard radius angle	90°
Standard material	PE1000R
Colour	Black
On Demand Options	
Different track materials and colours available	
Different track radius, angles and In - Out section dimensions available	

Ref.	Chain Width	AG	Radius (R)
366PE10R06101K01652600K	55	100	610
366PE10R08001K01652600K	55	100	800

Dimensions in mm

2600 TAB C • 2600 TAB O



Specifications

Path	Straight Track
Set	Carry and Return (C+C)
Standard Length	2 m (6.56 ft) / each bar
Standard material	PE1000R
Colour	Black

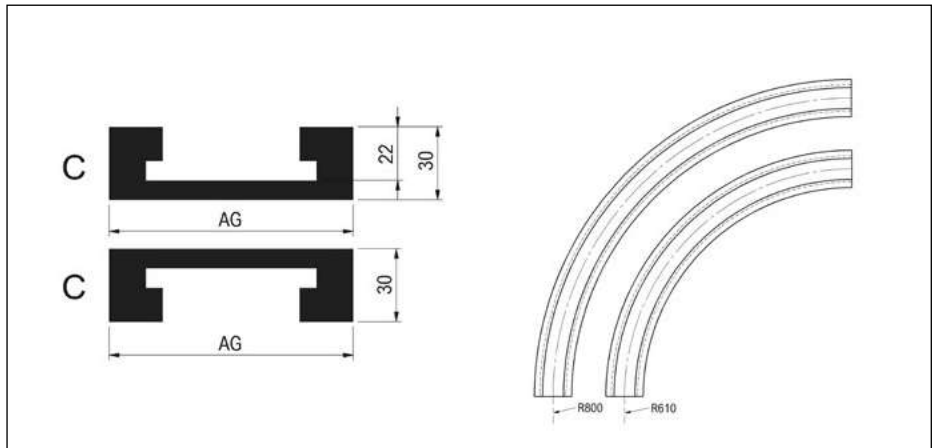

On Demand Options

- Different track materials and colours available
- Different dimensions available

Ref.	Chain Width	AG
365PE10M21K01652600TK	55	100

Dimensions in mm

2600 TAB C • 2600 TAB O



Specifications

Path	Curve
Set	Carry and Return (C+C)
Straight In and Out	50mm
Standard radius angle	90°
Standard material	PE1000R
Colour	Black

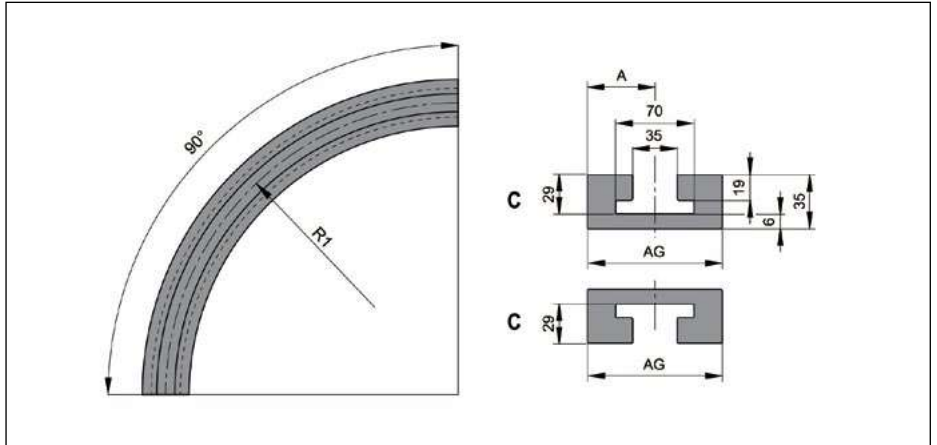
On Demand Options

- Different track materials and colours available
- Different track radius, angles and In and Out section dimensions available

Ref.	Chain Width	AG	Radius (R)
366PE10R06101K01652600TK	55	100	610
366PE10R08001K01652600TK	55	100	800

Dimensions in mm

1873 TAB • 1873 Grip G3 1873 Grip G4 • 1873 Grip G4L • 1873 Grip D

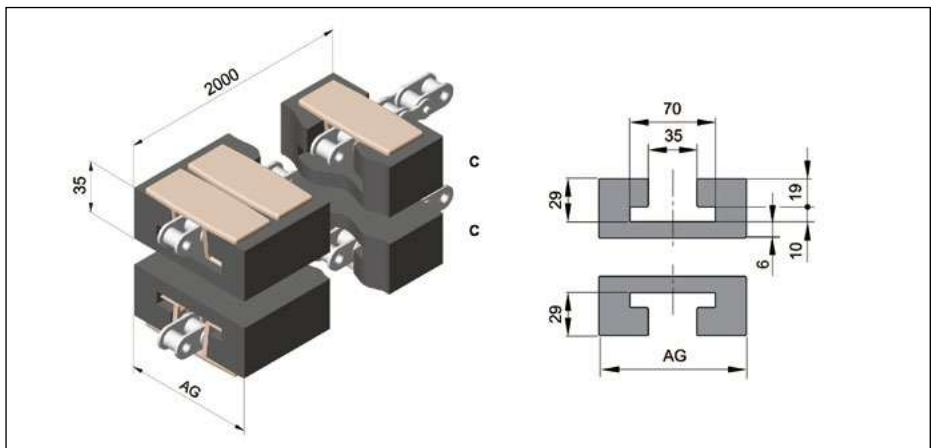



Specifications	
Path	Curve
Set	Carry and Return (C+C)
Straight In and Out	50mm
Standard radius angle	90°
Standard material	UHMW-PE "DESLIDUR"
Colour	Black
On Demand Options	
Different track Colours available	
(DS) and (WR) available	
Different dimensions available	

R1 = 500	R1 = 610	R1 = 800	A	Tracks	AG
K = 3.25in (82.5mm)					
4601960	4601971	4601973	50	1	100
K = 4.50in (114.3mm)					
-	4601980	4601983	65	1	130
K = 7.50in (190.5mm)					
-	4601987	4601989	100	1	200
K = 10.00 in (254.0 mm)					
-	4601993	4601995	135	1	270
K = 12.00 in (304.8 mm)					
-	4601997	4601998	160	1	320

Dimensions in mm

1873 TAB • 1873 Grip G3 1873 Grip G4 • 1873 Grip G4L • 1873 Grip D

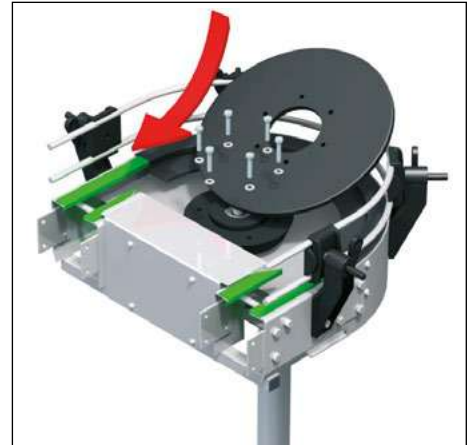
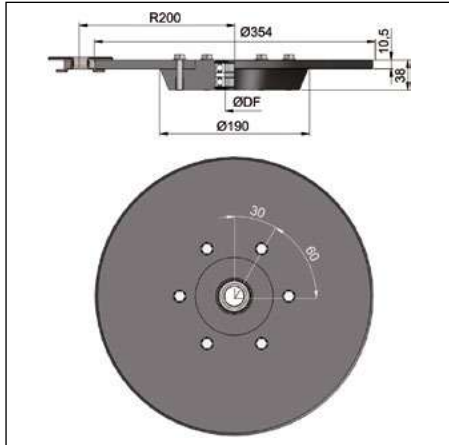


Specifications	
Path	Straight Track
Set	Carry and Return (C+C)
Standard Length	2 m (6.56 ft) / each bar
Standard material	UHMW-PE "DESLIDUR"
Colour	Black
On Demand Options	
Different track Colours available	
Different dimensions available	

Ref.	Width (K)		AG
	mm	inch	
GR1873100	82.5	3.25	100
GR1873130	114.3	4.50	130
GR1873200	190.5	7.50	200
GR1873270	254	10.00	270
GR1873320	304.8	12.00	320

Dimensions in mm

880 TAB R • 879 TAB R • 889 TAB

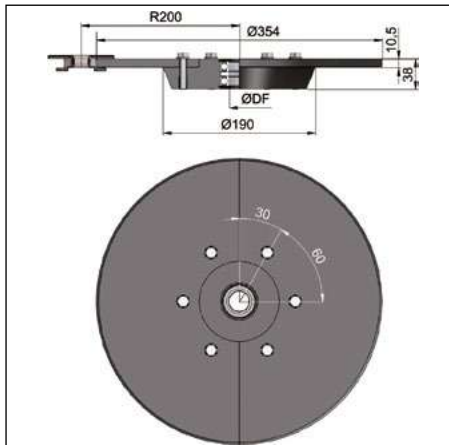


Specifications	
Type	Lateral disc
Standard material	PE1000R
Colour	Black

Ref.	ØDF
6533801	25
6533806	30

Dimensions in mm

880 TAB R • 879 TAB R • 889 TAB



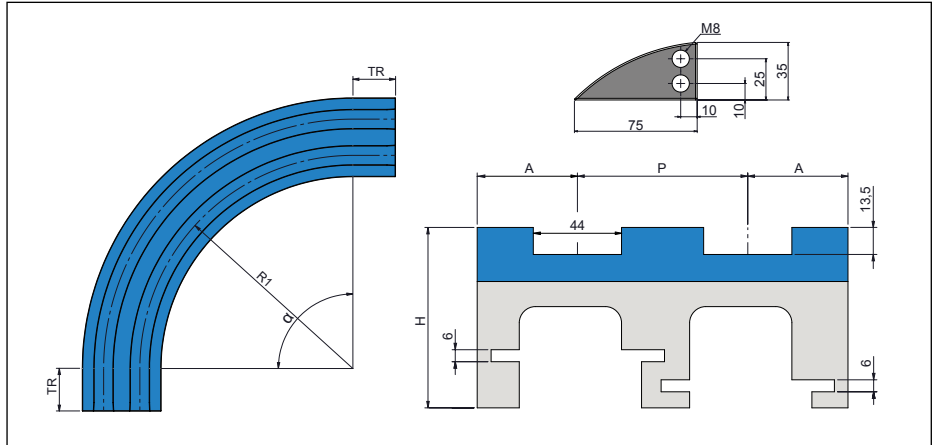

Specifications	
Type	Lateral disc
Standard material	PE1000R
Colour	Black

Ref.	ØDF
6533822	25
6533823	30

Dimensions in mm



Magnetic curves

Compatible chains
879 M • 880 M • 881 P M

Specifications


Type	Magnetic curve
Standard radius angle	90°
Standard material	UHMW-PE "DESLIDUR"
Colour	Black

On Demand Options

- Different track colours available
- (WXB) material available
- Different dimensions available



STANDARD (STD)



HIGH PERFORMANCE (WXB)

Series	Radius	Pitch	A	H	Straight Section	Std. Tracks	Std. Angles
	R1	P			TR		
K = 3.25 in (82.5 mm)							
CM.0070	500	85	50	90	-	1 to 10	90°
CM.0060	500	85	50	90	100	1 to 10	90°
CM.0040	500	85	55.5	90	100	1 to 10	90°
CM.0010	500	89	50	82	125	1 to 10	90°
CM.0030	500	90	55	82	-	1 to 10	90°
CM.0020	500	90	50	82	100	1 to 10	90°
CM.0051	680	-	50	82	100	1	15° to 90°
CM.0420	750	85	55.5	90	100	1 to 10	90°
CM.0053	860	-	50	82	125	1	15° to 90°
CM.0430	1000	85	55.5	90	100	1 to 10	90°
K = 4.50 in (114.3 mm)							
CM.0211	500	120	64.5	125	90	1 to 10	90°
CM.0221	610	120	64.5	125	90	1 to 10	90°

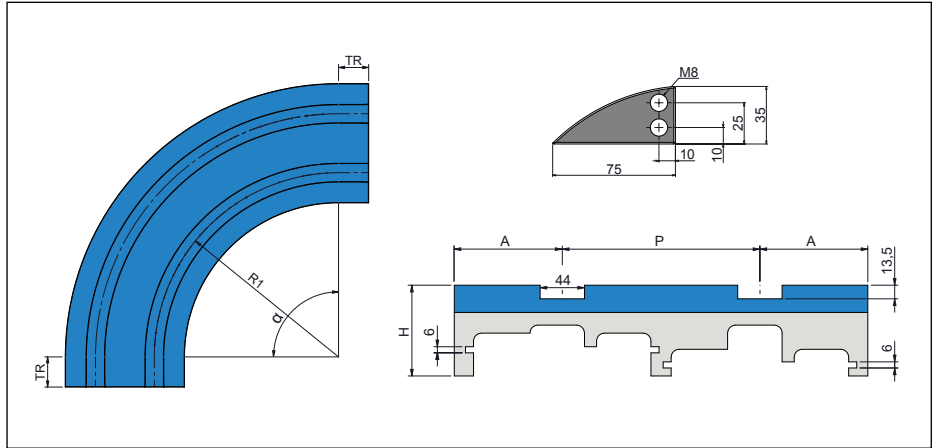
Dimensions in mm

 Example: the curve code for a chain "880 M K325" with the following specifications:
 680mm Radius, 1 Track, 45° Angle, and WXB material is the CM.0051.01.45.WXB

How to build the magnetic curve code
CM.0051.01.45.WXB


Series	Determined by factors such as radius, pitch, height, and the length of the straight section. <i>Use the chart provided to select the proper series.</i>
Tracks	Identify the number of chain lines required. <i>Available from 1 to 10 tracks</i>
Angle	Define the degree of turning required before continuing the product's straight path. <i>Available from 15° to 90°</i>
Material	Material based on the specific application requirements. Available in standard Deslidur (STD), and High Performance Deslidur (WXB) options.

Compatible chains
881 P M



Specifications

Type	Magnetic curve
Standard radius angle	90°
Standard material	UHMW-PE "DESLIDUR"
Colour	Black

On Demand Options

- Different track colours available
- (WXB) material available
- Different dimensions available



STANDARD (STD)



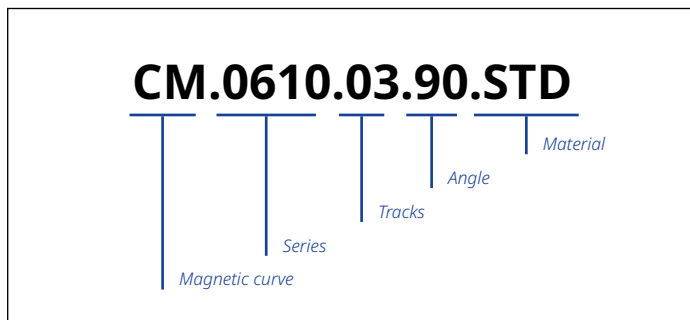
HIGH PERFORMANCE (WXB)

Series	Radius	Pitch	A	H	Straight Section	Std. Tracks	Std. Angles
	R1	P			TR		
K = 7.50 in (190.5 mm)							
CM.0610	610	196	107	90	125	1 to 10	90°
CM.0660	860	-	107	82	-	1	15° to 90°
CM.0650	1000	-	107	82	-	1	15° to 90°
CM.0221	610	120	64.5	125	90	1 to 10	90°

Dimensions in mm

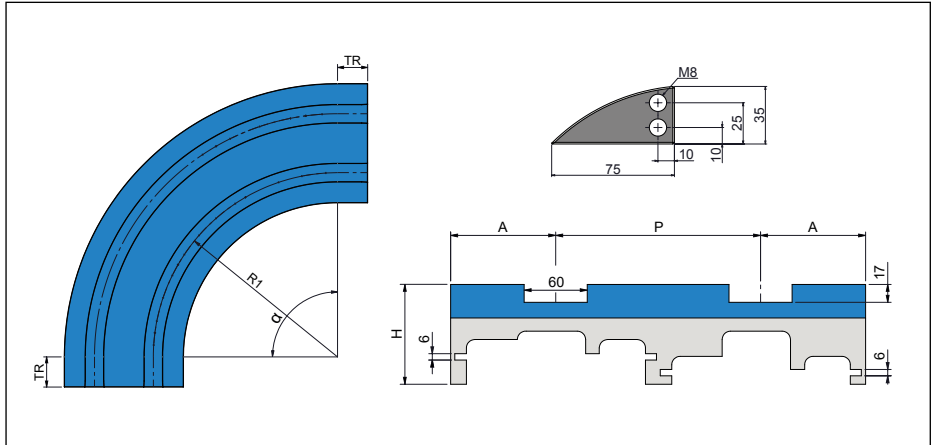
Example: the curve code for a chain "881 M K750" with the following specifications: 610mm Radius, 196mm Pitch, 3 Tracks, 90° Angle, and STD material is the CM.0610.03.90.STD

How to build the magnetic curve code

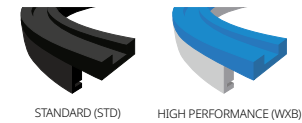


- Series** Determined by factors such as radius, pitch, height, and the length of the straight section.
Use the chart provided to select the proper series.
- Tracks** Identify the number of chain lines required.
Available from 1 to 10 tracks
- Angle** Define the degree of turning required before continuing the product's straight path.
Available from 15° to 90°
- Material** Material based on the specific application requirements. Available in standard Deslidur (STD), and High Performance Deslidur (WXB) options.

Compatible chains
8857 P M • 882 M



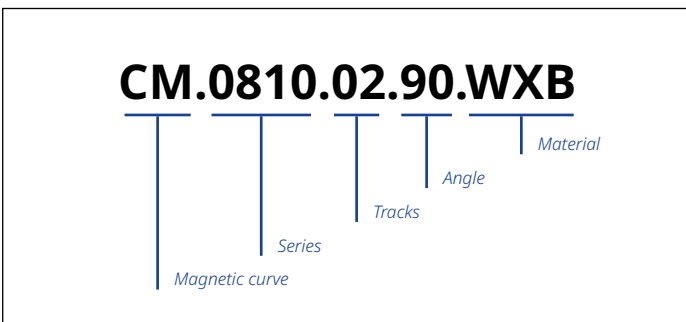
Specifications	
Type	Magnetic curve
Standard radius angle	90°
Standard material	UHMW-PE "DESLIDUR"
Colour	Black
On Demand Options	
Different track colours available	
(WXB) material available	
Different dimensions available	



Series	Radius	Pitch	A	H	Straight Section	Std. Tracks	Std. Angles
	R1	P			TR		
K = 7.50 in (190.5 mm)							
CM.0810**	610	195	100	95	100	1 to 10	90°
CM.0860**	860	-	107	87	-	1	15° to 90°
K = 10.00 in (254.0 mm)							
CM.0910*	860	-	145	87	-	1	15° to 90°
K = 12.00 in (304.8 mm)							
CM.0960*	860	-	170	87	-	1	15° to 90°

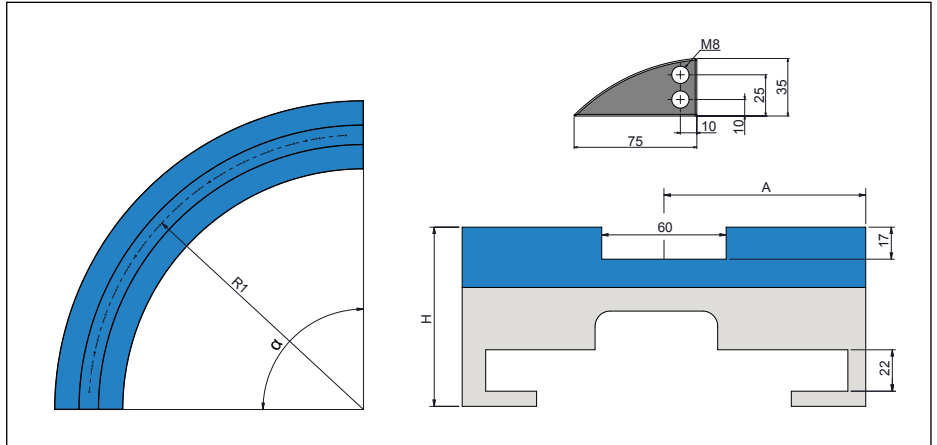
Dimensions in mm | *Applicable to 882M chain only | **Applicable to 8857M and 882 chains
Example: the curve code for a chain "882 M K750" with the following specifications: 610mm Radius, 195mm Pitch, 2 Tracks, 90° Angle, and WXB material is the CM.0810.02.90.WXB

How to build the magnetic curve code

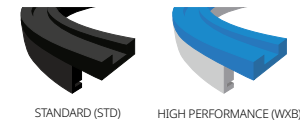


Series	Determined by factors such as radius, pitch, height, and the length of the straight section. <i>Use the chart provided to select the proper series.</i>
Tracks	Identify the number of chain lines required. <i>Available from 1 to 10 tracks</i>
Angle	Define the degree of turning required before continuing the product's straight path. <i>Available from 15° to 90°</i>
Material	Material based on the specific application requirements. Available in standard Deslidur (STD), and High Performance Deslidur (WXB) options.

Compatible chains
882 M LBP



Specifications	
Type	Magnetic curve
Standard radius angle	90°
Standard material	UHMW-PE "DESLIDUR"
Colour	Black
On Demand Options	
Different track colours available	
(WXB) material available	
Different dimensions available	

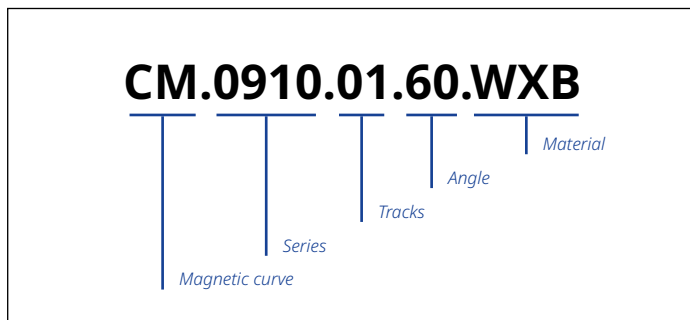


Series	Radius	Pitch	A	H	Straight Section	Std. Tracks	Std. Angles
	R1	P			TR		
K = 7.50 in (190.5 mm)							
CM.P861	860	+	107	95	95	1	15° to 90°
K = 10.00 in (254.0 mm)							
CM.P910	860	-	145	95	95	1	15° to 90°
K = 12.00 in (304.8 mm)							
CM.P960	860	-	170	95	95	1	15° to 90°

Dimensions in mm

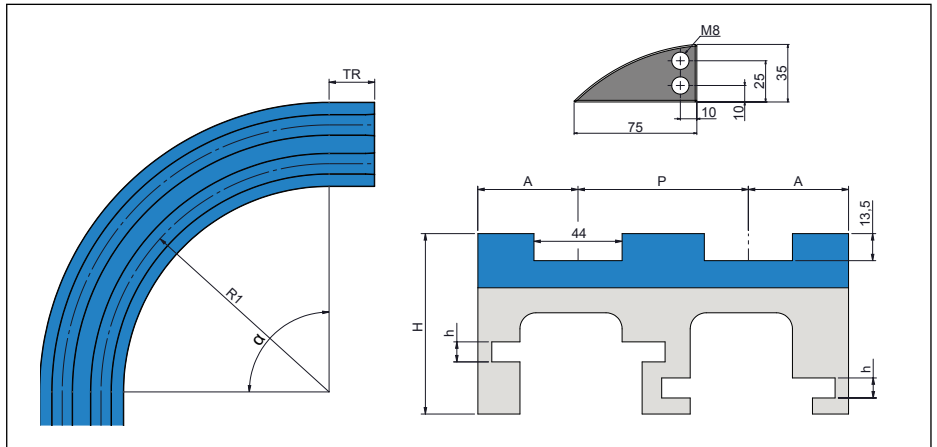

Example: the curve code for a chain "882 M LBP K1000" with the following specifications: 860mm Radius, 1 Track, 60° Angle, and WXB material is the CM.P910.01.60.WXB

How to build the magnetic curve code



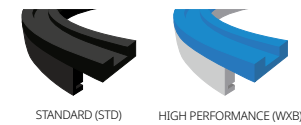
Series	Determined by factors such as radius, pitch, height, and the length of the straight section. <i>Use the chart provided to select the proper series.</i>
Tracks	Identify the number of chain lines required. <i>Available from 1 to 10 tracks</i>
Angle	Define the degree of turning required before continuing the product's straight path. <i>Available from 15° to 90°</i>
Material	Material based on the specific application requirements. Available in standard Deslidur (STD), and High Performance Deslidur (WXB) options.

Compatible chains
253 FT M • 253 FG M • 255 FT M




Specifications	
Type	Magnetic curve
Standard radius angle	90°
Standard material	UHMW-PE "DESLIDUR"
Colour	Black
On Demand Options	
Different track colours available	
(WXB) material available	
Different dimensions available	

Series	Radius	Pitch	A	H	h	Straight Section	Std. Tracks	Std. Angles
	R1	P				TR		
K = 3.30 in (83.8 mm)								
CM.B360*	500	85	50	90	10	100	1 to 10	90°
CM.B560**	500	85	50	90	14	100	1 to 10	90°
K = 4.50 in (114.3 mm)								
CM.B521**	500	120	50	90	14	125	1 to 10	90°



Dimensions in mm | *Applicable to 253M chain only | **Applicable to 255M chain only
 Example: the curve code for a chain "253 FT M K330" with the following specifications: 500mm Radius, 85mm Pitch, 6 Tracks, 90° Angle, and WXB material is the CM.B360.06.90.WXB

How to build the magnetic curve code



- Series** Determined by factors such as radius, pitch, height, and the length of the straight section.
Use the chart provided to select the proper series.
- Tracks** Identify the number of chain lines required.
Available from 1 to 10 tracks
- Angle** Define the degree of turning required before continuing the product's straight path.
Available from 15° to 90°
- Material** Material based on the specific application requirements. Available in standard Deslidur (STD), and High Performance Deslidur (WXB) options.

<p>POM-D</p> <p>■ ■ ■ ■</p> <p>Polyoxymethylene or Acetal is a thermoplastic material with very good mechanical and thermal properties. The material can also be characterized by great strength, elasticity, dimensional stability, low coefficient of friction and good wear resistance. POM is also resistant to a wide selection of chemicals.</p>	<p>POM-DK</p> <p>■</p> <p>POM-DK is a reinforced POM polymer designed for applications where high wear resistance is needed and/or high conveyor speeds are required. The material is typically used for wear parts on side flexing belts or in applications where very high wear resistance is required.</p>	<p>POM-DI</p> <p>■ ■</p> <p>POM polymers with self-lubricating components and impact resistance.</p>
<p>POM-LF</p> <p>■ ■</p> <p>Low Friction POM polymers with improved self-lubricating components.</p>	<p>POM-LFI</p> <p>■</p> <p>Low Friction POM polymers with self-lubricating components and impact resistance.</p>	<p>POM-SLF</p> <p>■ ■</p> <p>POM polymers with self-lubricating additives to obtain the lowest possible friction resistance.</p>
<p>POM-EC</p> <p>■</p> <p>Electrically conductive POM is normally used in explosive areas where sparks and static must be avoided, such as areas with filling aerosol, camping gas, or similar.</p>	<p>PP-AR</p> <p>■</p> <p>PP-AR is an acid-resistant material which is used where very high chemical resistance is required. The limited mechanical strength of polypropylene is considerably improved by the glass fiber reinforcement.</p>	<p>PA6</p> <p>■ ■</p> <p>Polyamide. The combination of mechanical properties and chemical resistance makes this material suitable for many applications. Polyamide has a high resistance to wear and dynamic loads. This material is primarily used for sprockets.</p>
<p>PA6-GF</p> <p>■ ■</p> <p>Reinforced Polyamide. The right solution where higher stiffness and higher strength are required, compared to standard Polyamide. The combinations of mechanical properties and chemical resistance makes this material suitable for many applications. Polyamide also has a larger working temperature range.</p>	<p>Deslidur Standard</p> <p>■</p> <p>UHMW-PE with a molecular weight of 8,000,000 g/mol. High resistance to wear and tear, excellent chemical resistance and waterproof material.</p>	<p>Deslidur WXB</p> <p>■</p> <p>High Performance "Deslidur", with special additives to improve tribological properties, reduced stick-slip effect and lower risk of pulsations.</p>

Steels

SS304	SS420	SS430
<p>Austenitic quality containing 18% chrome and 8% nickel.</p> <p>Werkstoff no. 1.4301</p> <p>This SS is non-magnetic in the entire recommended temperature range. The austenitic quality has a very high degree of corrosion resistance in oxidizing surroundings. However, in connection with evaporation of chloride-containing fluids, the 18/8 CrNi steel is not recommended as stress corrosion can occur over time.</p>	<p>Martensitic stainless-steel variant using hardened treatment to achieve superior resistance. Its resistance limit is 41 – 44 HRC.</p>	<p>Ferritic quality containing 17.5% chrome.</p> <p>Werkstoff no. 1.4016</p> <p>This SS has a high wearability and is economical where demands for corrosion resistance are not very strong. The corrosion resistance of the ferritic quality is not as high as for the austenitic quality, but it does not have a tendency to stress corrode in a chloride environment.</p>
S1045	Austenitic Pins	Ferritic Pins
<p>Special hardened steel with 0.45% carbon.</p> <p>The carbon steel has a hardness of 36-42 HRC.</p> <p>The products are through hardened.</p>	<p>Austenitic stainless-steel pins provide excellent corrosion resistance, making them ideal for applications exposed to moisture or corrosive environments. They are commonly used in conveyor chains that require hygienic properties and resistance to contamination.</p>	<p>Ferritic stainless-steel pins offer cost-effectiveness and good mechanical strength, making them suitable for heavy-duty applications where corrosion resistance is not the primary concern. They are magnetic, which can be advantageous in certain applications requiring magnetic properties.</p>

Expansion due to water absorption

All plastic materials absorb water from the surroundings, but very often it is not a major factor, except when dealing with Nylon (PA) material. With Nylon there can be a considerable change in dimension depending on the environment where the part is placed. The absorption of water causes the plastic part to swell and thus leads to a volume increase. The chart below shows the dimensional expansion of different materials due to moisture absorption (ISO 62 / ASTM D570 is based on changes in mass).

Code	Water Absorption ISO 62 / ASTM D570		Linear Dimensional Expansion Water Absorption	
	Equilibrium 23°C / 50% RH (%)	Saturation 23°C (%)	Equilibrium 23°C / 50% RH (%)	Saturation 23°C (%)
PP	0.02	0.03	0.01	0.01
POM	0.22	0.8	0.1	0.37
PA6	2.8	8 – 10	1.05	3 – 3.8
PA6.6	2.5	7 – 8.5	0.95	2.7 – 3.2

Please note that the expansion shown above does not necessarily translate into belt/chain dimensions as there are many other factors involved.

Expansion due to temperature

Coefficient of linear thermal expansion between 23 and 55 °C			$\Delta L = L \times ec \times (T2 - T1)$	
Material	mm (m x °C)	in (ft x °F)	ΔL	Length/width expansion, mm (in)
POM	0.12	0.0008	L	Length/width of belt at temperature T1, m (ft)
PP	0.13	0.0009	T2	Working temperature, °C (°F)
PA6	0.11	0.0007	T1	Start temperature, 23°C (73.4°F)
			ec	Coefficient of linear thermal expansion. See table aside.

Friction

Values provided in the tables below are dynamic coefficient of friction under clean conditions. Values will normally be 0.1 to 0.2 higher at the starting moment.

Material	UHMW - PE	UHMW - PE	Lubricated UHMW - PE	Lubricated PA	Stainless steel	Stainless steel
	Dry	Wet	Dry	Dry	Dry	Wet
POM-D	0.19	0.14	0.12	0.21	0.24	0.20
POM-LF	0.18	0.13	0.12	0.20	0.23	0.19
POM-SLF	0.17	0.12	0.12	0.19	0.22	0.18
PP-AR	0.26	0.22	0.18	0.28	0.32	0.27
PA6	0.20	n/a	0.15	0.22	0.30	n/a

Compounds and Polymer Materials

Polymers and compounds	Temperature range in atmospheric air		Load index ¹	Food Grade ⁵
	°C	°F		
POM – Polyoxymethylene (D, DI, LF, LFI, SLF, SLFI)	-40 to 90	-40 to 194	100	✓
POM DK – Wear-resistant polyoxymethylen	-40 to 90	-40 to 194	100	-
POM EC – Electrically conductive polyoxymethylene	-40 to 90	-40 to 194	60	-
PP AR – Acid resistance and glass-filled polypropylene	1 to 104	34 to 219	50	-
PP-FREC – Flame retardant and electrical conductive polypropylene	1 to 104	34 to 176	30	-
PA6 – Polyamide	-40 to 120	-40 to 248	100	✓
PA6 GF – Glass-filled polyamide	-40 to 120	-40 to 248	100	-

¹ The load indexation values are only indicative, the geometry of the items will also have an effect. Load index is for 23°C 50%RH.

⁵ Not all colors are tested according to EC1935

Steels and cast Iron

Werkstoff no.	AISI or DIN	Steel type	Magnetic	Recommended Temperature Range		FDA / EC1935	Stainless sustainability
				°C	°F		
1.4301	304	Stainless Austenitic	N*	-70 to 430	-94 to 806	Y	++
1.2083	420	Stainless Martensitic	Y	-70 to 430	-94 to 806	N	++
1.4016	430	Stainless Ferritic	Y	-70 to 430	-94 to 806	N	++
1.0503	1045	Hardened Carbon Steel	Y	-70 to 430	-94 to 806	N	-

* Machined items can be weak magnetic (AISI 316 will remain almost nonmagnetic in many cases).

CHEMICAL SUBSTANCE Temperatures up to 65°C	Polyamide	Steel	AISI SS304	AISI SS430	ACETAL	UHMW-PE "Deslidur"
Acetone	B	NS	B	B	B	B
Acetic acid (max. 5%)	NS	NS	B	NS	NS	B
Citric acid	AV	NS	B	AV	AV	B
Formic acid	NS	B	B	B	B	B
Phosphoric acid (max. 10%)	NS	NS	B	NS	NS	B
Hydrochloric acid (max.2%)	NS	NS	NS	NS	NS	AV
Lactic acid	B	NS	B	NS	B	B
Nitric acid	NS	NS	B	AV	NS	AV
Sulphide acid	NS	NS	NS	NS	NS	NS
Oil (vegetable or mineral)	B	B	B	B	B	B
Soap and water	B	AV	B	B	B	B
Fresh water	B	NS	B	B	B	B
Sea Water	NS	AV	B	AV	B	B
Alcohol	B	B	B	B	B	B
Ammonia	B	AV	B	B	NS	B
Soft drinks	B	B	B	B	B	B
Spirits	B	B	B	B	B	B
Benzene	B	B	B	B	B	AV
Benzol	B	B	B	B	B	B
Beer	B	B	B	B	B	B
Chocolat	AV	B	B	B	AV	AV
Sodium hydrochloride	B	NS	AV	NS	B	B
Petrol	B	B	B	B	B	AV
Sodium hydroxide (max. 25%)	B	NS	B	B	NS	B
Sodium hypochlorite	B	NS	NS	NS	NS	B
Fruit juices	B	NS	B	AV	B	B
Vegetable juices	B	AV	B	B	B	B
Milk	B	B	B	B	B	B
Mustard	AV	B	B	B	AV	AV
Paraffin	B	B	B	B	B	B
Hydrogen peroxide	NS	NS	B	AV	NS	AV
Carbon tetrachloride	B	AV	AV	AV	B	AV
Toluene	NS	NS	NS	NS	B	AV
Turpentine	NS	B	B	B	NS	AV
Vinegar	B	NS	AV	NS	B	B
Wine	B	B	B	B	B	B
Whisky	B	B	B	B	B	B
Iodine	NS	AV	AV	AV	AV	AV
Xilol	NS	NS	NS	NS	NS	NS

B Good | AV Average | NS Unsatisfactory | This information may be considered as a basis for recommendation, but not as a guarantee.
Materials and products should be tested under exact intended service conditions to determine their suitability for a particular purpose

Abbreviation	Meaning	Abbreviation	Meaning
Ref	Reference	Ri	Back bend radius
DE	Outside diameter	RM	Min. curve radius
DF	Pilot Bore	Rd	Running direction
DP	Primitive diameter	S	Steel
in	Inches	SS	Stainless Steel.
K	Plate width	STD	Standard
Kg/m	Kilograms per meter	DS	DRYSLIDE
Kg	Kilograms per unit	WR	Wear Resistance
mm	Millimeter	Z	Number of teeth
P	Pitch		

Local Contacts

... and 150 more service contact points
at ammeraalbeltech.com

Argentina

T +54 11 4218 2906
info-ar@ammeraalbeltech.com

Australia

T +61 3 8780 6000
info-au@ammeraalbeltech.com

Austria

T +43 171728 133
info-de@ammeraalbeltech.com

Belgium

T +32 2 466 03 00
info-be@ammeraalbeltech.com

Canada

T +1 905 890 1311
info-ca@ammeraalbeltech.com

Chile

T +56 22 656 1600
info-cl@ammeraalbeltech.com

China

T +86 512 8287 2709
info-cn@ammeraalbeltech.com

Colombia

T +57 1 893 9890
info-co@ammeraalbeltech.com

Czech Republic

T +420 567 117 211
info-cz@ammeraalbeltech.com

Denmark

T + 45 7572 3100
info-dk@ammeraalbeltech.com

Finland

T +358 207 911 400
info-fi@ammeraalbeltech.com

France

T +33 3 20 90 36 00
info-fr@ammeraalbeltech.com

Germany

T +49 4152 937-0
info-de@ammeraalbeltech.com

Hungary

T +36 30 311 6099
info-hu@ammeraalbeltech.com

India

T +91 44 265 34 244
info-in@ammeraalbeltech.com

Israel

T +972 4 6371485
info-il@ammeraalbeltech.com

Italy

T +39 051 660 60 06
info-it@ammeraalbeltech.com

Japan

T +81 52 433 7400
info-jp@ammeraalbeltech.com

Luxembourg

T +352 26 48 38 56
info-lu@ammeraalbeltech.com

Malaysia

T +60 3 806 188 49
info-my@ammeraalbeltech.com

Mexico

T +52 55 5341 8131
info-mx@ammeraalbeltech.com

Netherlands

T +31 72 57 51212
info-nl@ammeraalbeltech.com

Peru

T +51 1 713 0069
info-pe@ammeraalbeltech.com

Poland

T +48 32 44 77 179
info-pl@ammeraalbeltech.com

Portugal

T +351 22 947 94 40
info-pt@ammeraalbeltech.com

Singapore

T +65 62739767
info-sg@ammeraalbeltech.com

Slovakia

T +421 255648542
info-sk@ammeraalbeltech.com

South Korea

T +82 31 448 3613-7
info-kr@ammeraalbeltech.com

Spain

T +34 93 718 3054
info-es@ammeraalbeltech.com

Sweden

T +46 (0) 10 130 96 00
info-se@ammeraalbeltech.com

Switzerland

T +41 55 225 35 35
info-ch@ammeraalbeltech.com

Thailand

T +66 2 902 2604-13
info-th@ammeraalbeltech.com

Turkey

T +90 232 877 0700
info-tr@ammeraalbeltech.com

United Kingdom

T +44 1992 500550
info-uk@ammeraalbeltech.com


United States

T +1 847 673 6720
info-us@ammeraalbeltech.com

Vietnam

T +84 8 376 562 05
info-vn@ammeraalbeltech.com

**Expert advice, quality solutions
and local service
for all your belting needs**



General contact information:

Ammeraal Beltech

P.O. Box 38
1700 AA Heerhugowaard
The Netherlands

T +31 (0)72 575 1212
info@ammeraalbeltech.com

ammera.com