



Application

Roof exhaust fans RF / EC are intended for room ventilation with low air pollution. They are used, among others, in:

- building exhaust systems residential, supermarkets,
- industrial halls, workshops, warehouses, toilets,
- garages, parking lots, farm buildings and others.

Construction

- rotors with backward curved blades, made of plastic,
- base, upper bowl and others elements are made of aluminum sheet,
- galvanized protective mesh,
- adapted to work in a vertical position,
- installation on flat roofs,
- maximum working temperature +60°C (depending on the model).

Motor

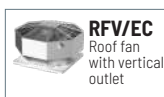
- single-phase power supply 230V, 50Hz or three-phase 400V, 50Hz,
- highly efficient motors with integrated EC technology,
- 0-10V DC control input,
- smooth speed control,
- insulation class B, protection class IP44 (models 125 / L, 125 / H, 160 / L and 250 / L),
- insulation class F, protection class IP54 (models 125 / E, 160 / H, 200, 250 / H, 315S, 315T, 355T, 400T, 450T and 500T),
- degree of protection IP44 (models 125 / L, 125 / H, 160 / L and 250 / L),
- degree of protection IP54 (models 125 / E, 160 / H, 200, 250 / H, 315S, 355T, 400T, 450T and 500T),
- MODBUS RTU communication, see table below.



Protective mesh

Easy access to the terminal box

RELATED PRODUCTS



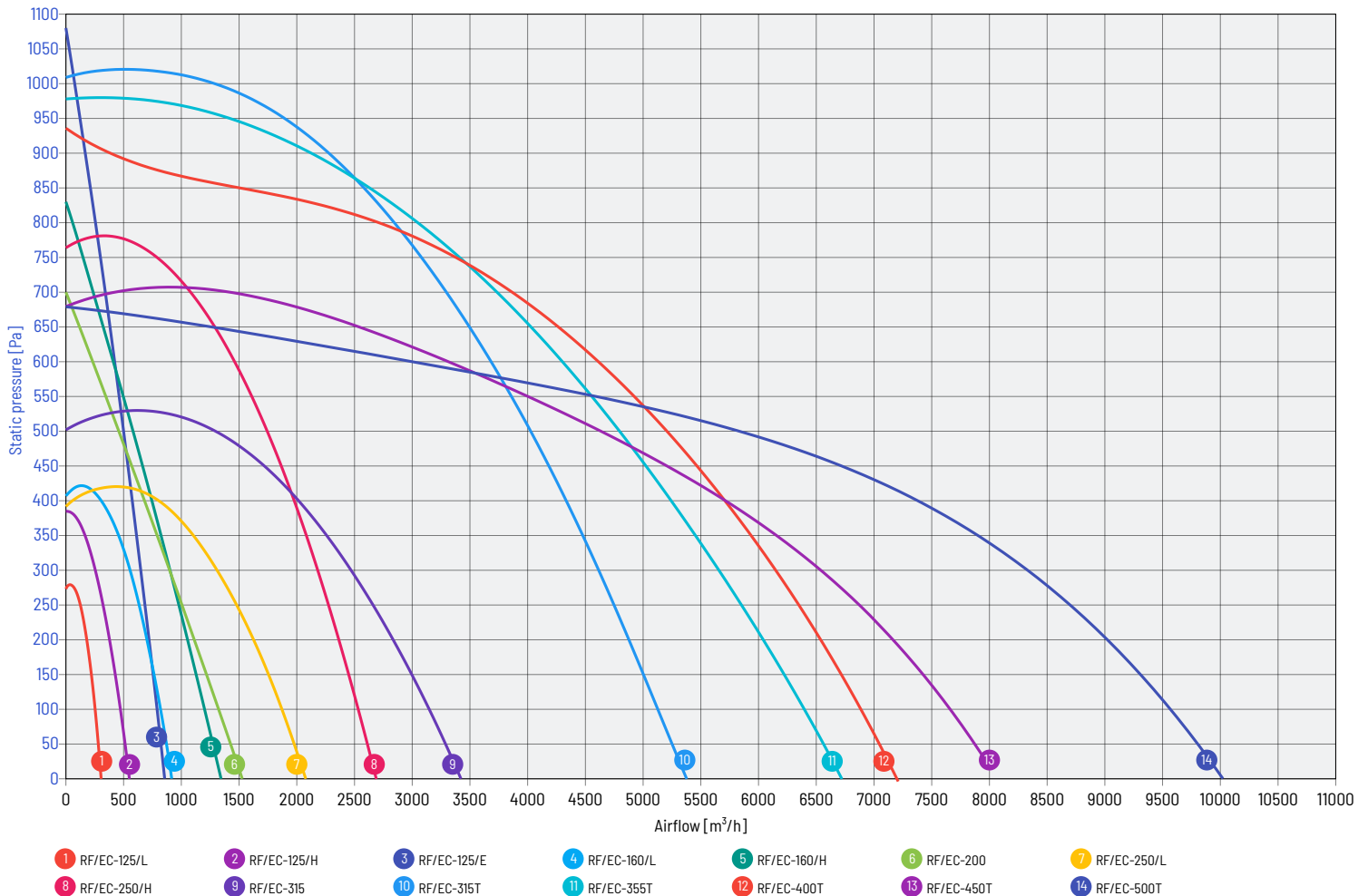


NOMINAL DATA

type	airflow max	pressure max	speed	voltage rated	current max absorbed**	power max absorbed	sound pressure level*	temp. operating min / max	weight	article number	modbus RTU article number with converter
RF/EC-125/L	330 m ³ /h	270 Pa	2 979 rpm	1-230 V	0,3 A	34 W	66 dB(A)	-20 / 60 °C	3,5 kg	43522910	43532910
RF/EC-125/H	560 m ³ /h	380 Pa	2 973 rpm	1-230 V	0,5 A	67 W	67 dB(A)	-20 / 60 °C	3,5 kg	43522912	43532912
RF/EC-125/E	840 m ³ /h	1 080 Pa	4 240 rpm	1-230 V	1,5 A	170 W	76 dB(A)	-15 / 60 °C	3,6 kg	43522914	43532914
RF/EC-160/L	940 m ³ /h	420 Pa	2 830 rpm	1-230 V	0,8 A	113 W	69 dB(A)	-20 / 40 °C	3,5 kg	43522915	43532915
RF/EC-160/H	1 320 m ³ /h	830 Pa	2 860 rpm	1-230 V	1,5 A	170 W	73 dB(A)	-30 / 60 °C	4,0 kg	43522918	43532918
RF/EC-200	1 500 m ³ /h	700 Pa	2 680 rpm	1-230 V	1,55 A	170 W	70 dB(A)	-15 / 60 °C	5,5 kg	43522921	43532921
RF/EC-250/L	2 050 m ³ /h	410 Pa	2 060 rpm	1-230 V	1,1 A	249 W	72 dB(A)	-20 / 60 °C	9,0 kg	43522922	43532922
RF/EC-250/H	2 700 m ³ /h	780 Pa	2 580 rpm	1-230 V	2,3 A	460 W	78 dB(A)	-20 / 60 °C	10,0 kg	43522925	built in
RF/EC-315	3 400 m ³ /h	530 Pa	2 010 rpm	1-230 V	1,58 A	368 W	66 dB(A)	-15 / 60 °C	11,0 kg	43522931	built in
RF/EC-315T	5 400 m ³ /h	1 020 Pa	2 500 rpm	3-400 V	2,1 A	1 100 W	77 dB(A)	-15 / 60 °C	12,7 kg	43522932	built in
RF/EC-355T	6 000 m ³ /h	860 Pa	2 100 rpm	3-400 V	2,4 A	1 350 W	75 dB(A)	-15 / 60 °C	19,0 kg	43522936	built in
RF/EC-3-400T	7 200 m ³ /h	850 Pa	1 800 rpm	3-400 V	2,5 A	1 450 W	76 dB(A)	-15 / 60 °C	20,0 kg	43522941	built in
RF/EC-450T	8 000 m ³ /h	650 Pa	1 400 rpm	3-400 V	2,1 A	1 250 W	73 dB(A)	-15 / 60 °C	22,0 kg	43522946	built in
RF/EC-500T	10 000 m ³ /h	600 Pa	1 230 rpm	3-400 V	2,6 A	1 500 W	72 dB(A)	-15 / 40 °C	39,0 kg	43522951	built in

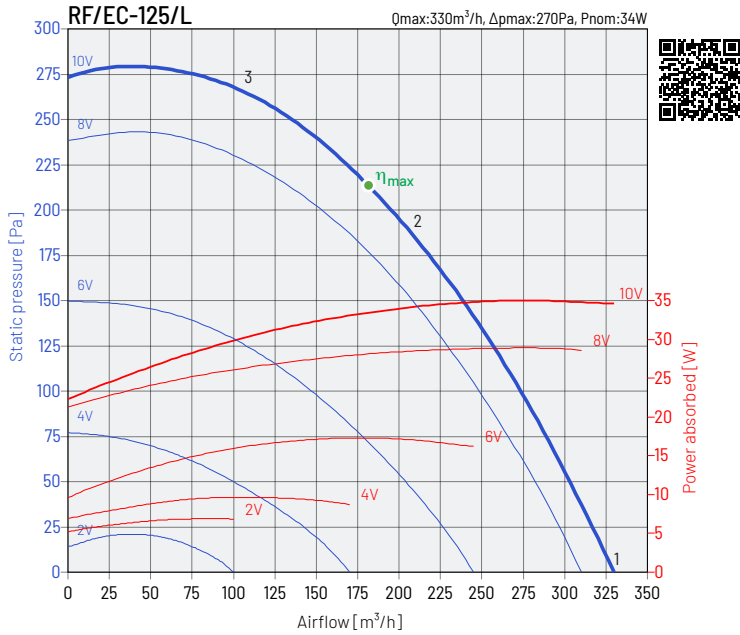
* Measurement made at a distance of 1.5m from the outlet, for Q = 2/3 * Qmax
 ** value of the rated current may vary depending on the manufacturer of the electric motor used.

PERFORMANCE CHARACTERISTICS OF THE FANS

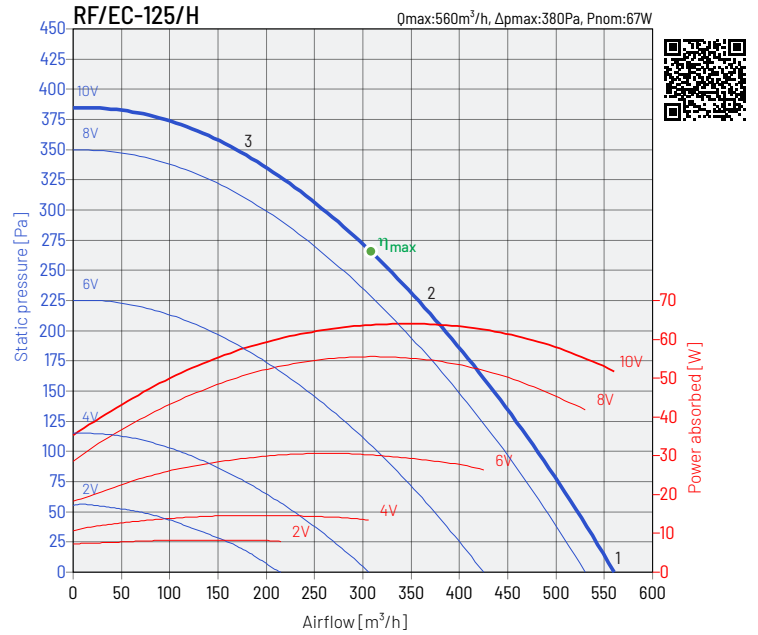




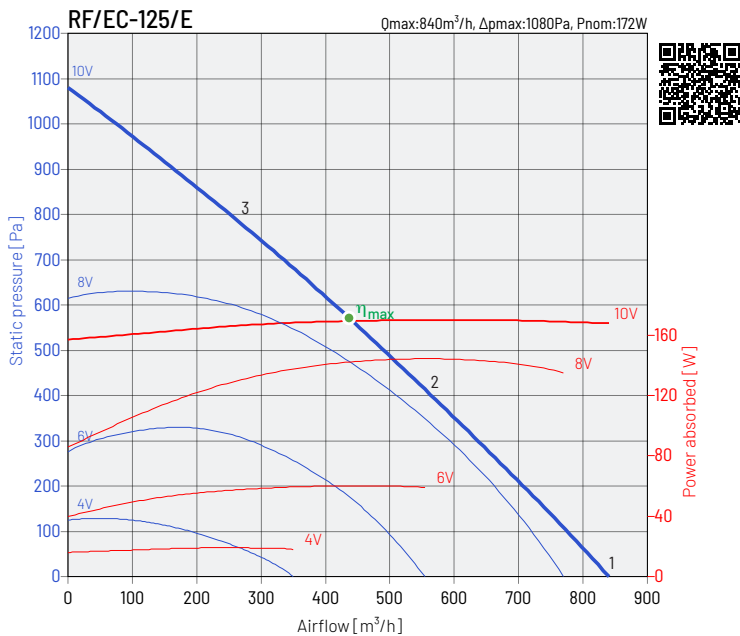
PERFORMANCE CHARACTERISTICS OF THE FANS



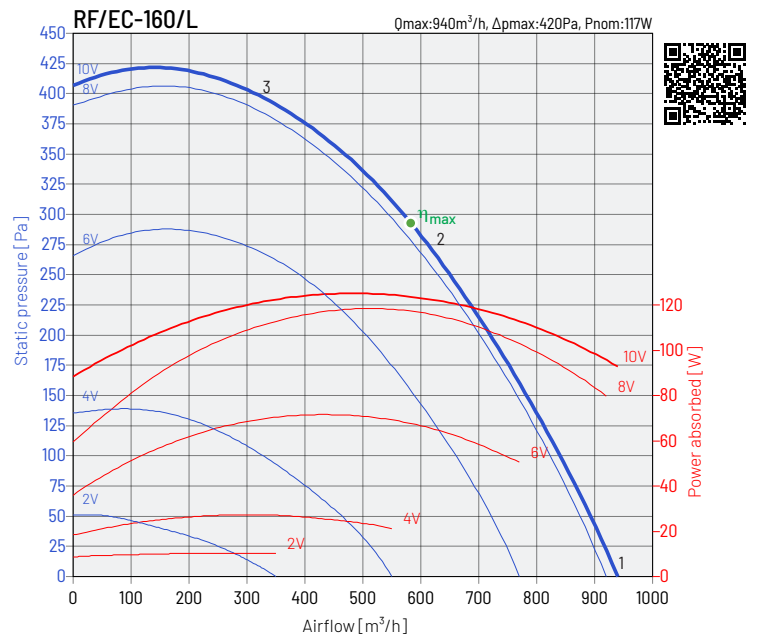
working point		63 Hz	125 Hz	250 Hz	500 Hz	1000 Hz	2000 Hz	4000 Hz	8000 Hz	L_{wa}
1	inlet	33	48	60	61	64	65	59	55	70
	outlet	36	44	60	63	66	70	67	58	74
2	inlet	34	44	53	57	58	59	55	47	64
	outlet	35	43	54	58	59	64	60	48	67
3	inlet	35	46	57	59	59	57	52	45	65
	outlet	36	46	58	61	60	63	57	44	67



working point		63 Hz	125 Hz	250 Hz	500 Hz	1000 Hz	2000 Hz	4000 Hz	8000 Hz	L_{wa}
1	inlet	38	51	61	64	68	68	66	59	73
	outlet	41	48	63	65	70	75	70	62	78
2	inlet	37	48	59	61	64	64	63	52	70
	outlet	38	48	60	62	66	70	68	55	74
3	inlet	39	51	63	64	65	64	58	50	70
	outlet	39	51	63	65	67	70	63	53	74



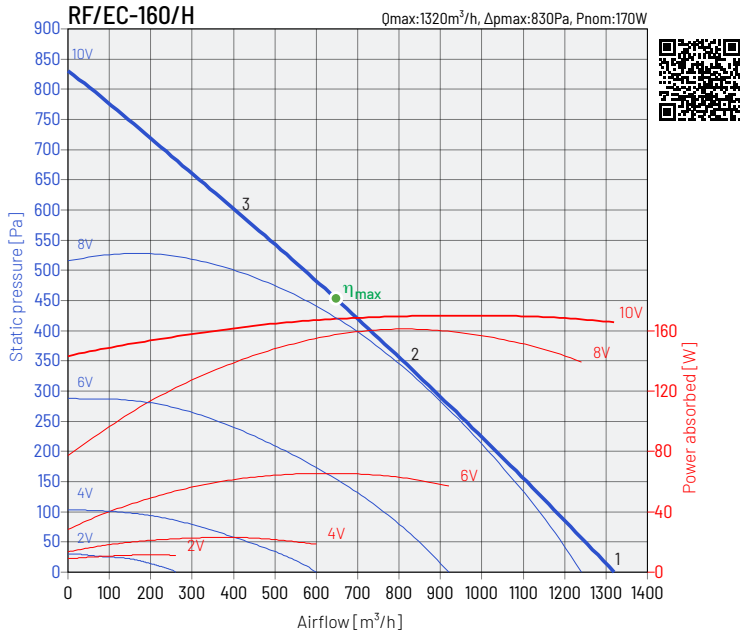
working point		63 Hz	125 Hz	250 Hz	500 Hz	1000 Hz	2000 Hz	4000 Hz	8000 Hz	L_{wa}
1	inlet	46	51	62	69	74	75	68	67	79
	outlet	45	51	62	69	73	77	73	69	80
2	inlet	40	44	59	66	71	72	66	64	76
	outlet	41	46	56	63	68	73	69	63	76
3	inlet	47	49	61	65	69	69	62	59	74
	outlet	50	51	61	67	71	73	69	63	77



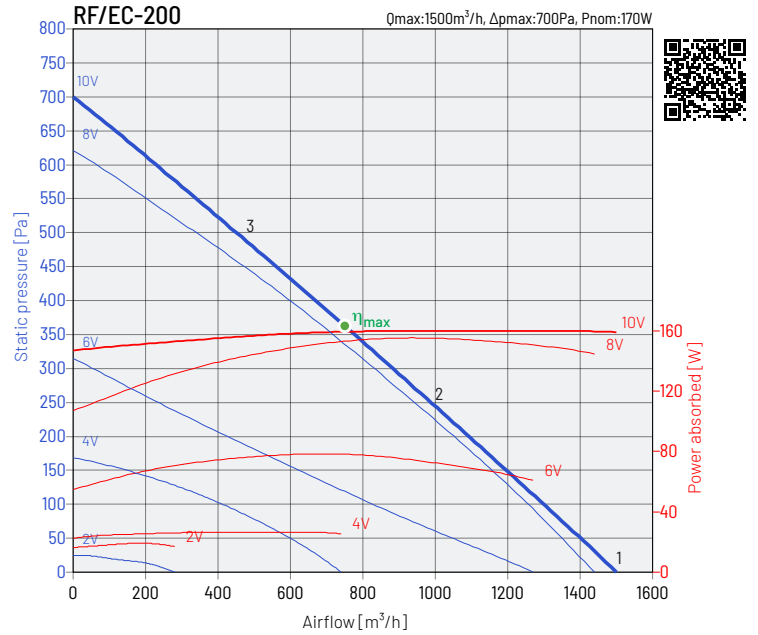
working point		63 Hz	125 Hz	250 Hz	500 Hz	1000 Hz	2000 Hz	4000 Hz	8000 Hz	L_{wa}
1	inlet	51	55	66	71	75	72	70	71	79
	outlet	50	58	74	77	81	79	73	72	85
2	inlet	51	54	65	70	72	70	68	68	77
	outlet	51	57	74	75	79	76	70	68	83
3	inlet	51	54	65	69	70	68	66	61	75
	outlet	48	56	72	73	77	73	68	62	81



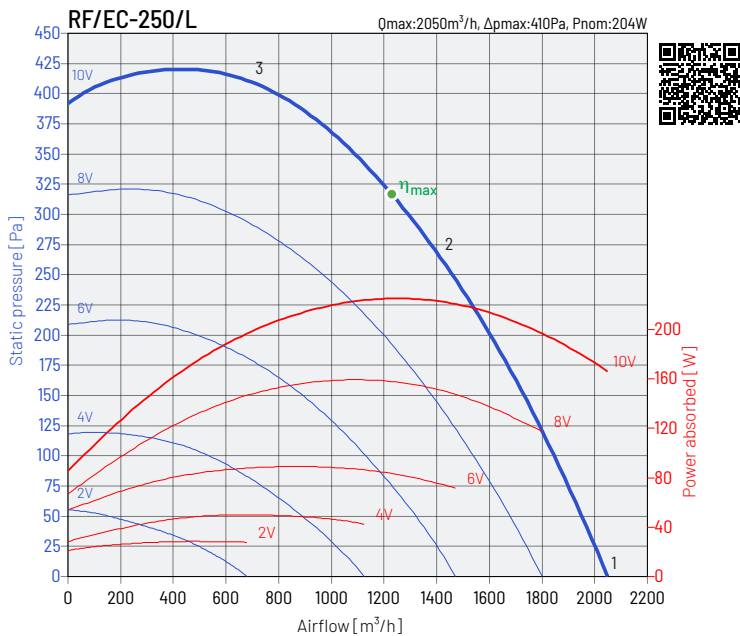
PERFORMANCE CHARACTERISTICS OF THE FANS



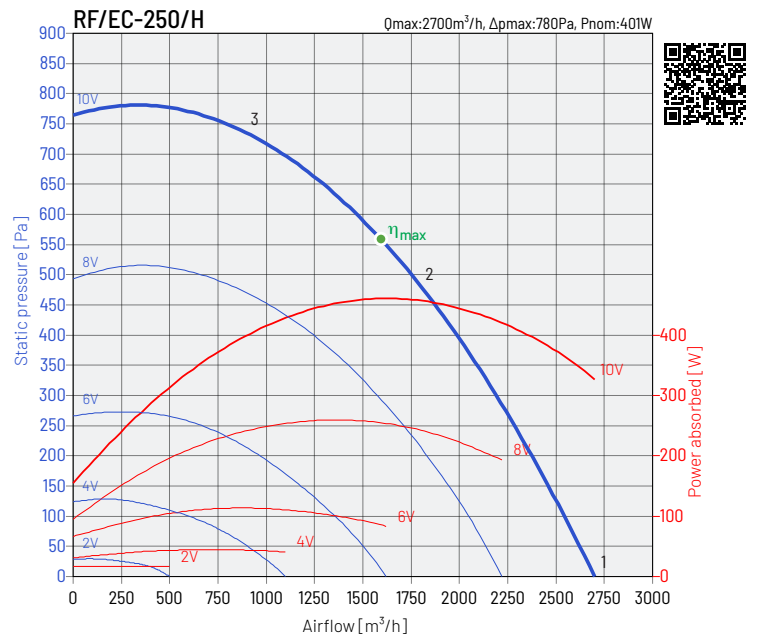
working point		63 Hz	125 Hz	250 Hz	500 Hz	1000 Hz	2000 Hz	4000 Hz	8000 Hz	L_{WA}
1	inlet	41	49	63	70	75	75	72	70	80
	outlet	46	51	64	78	82	81	75	72	86
2	inlet	31	40	60	67	73	73	71	66	78
	outlet	40	45	60	72	80	79	74	63	83
3	inlet	37	47	58	66	72	72	70	62	77
	outlet	37	48	57	60	77	79	74	57	82



working point		63 Hz	125 Hz	250 Hz	500 Hz	1000 Hz	2000 Hz	4000 Hz	8000 Hz	L_{WA}
1	inlet	41	48	59	63	66	66	66	72	75
	outlet	39	50	60	65	70	72	68	72	77
2	inlet	33	43	54	58	61	61	62	63	68
	outlet	33	45	55	60	65	68	64	64	72
3	inlet	38	48	55	58	60	58	57	51	65
	outlet	37	49	56	60	64	66	60	54	70



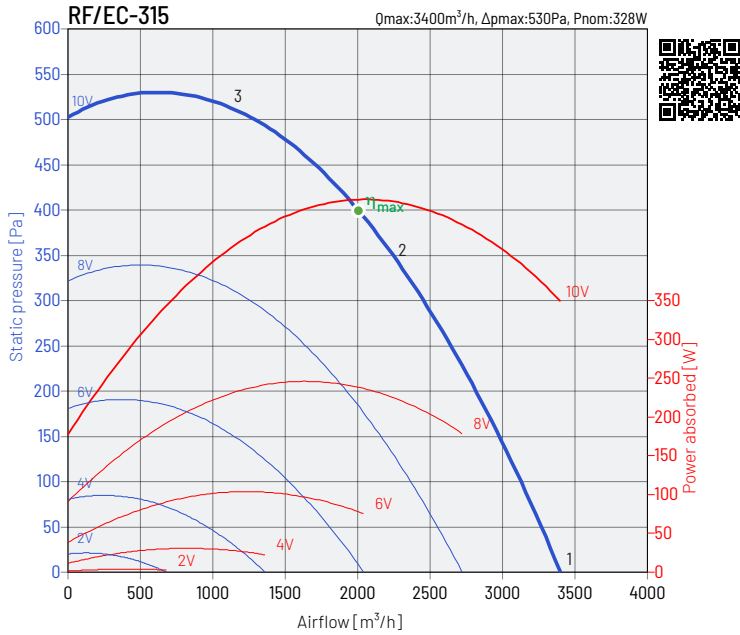
working point		63 Hz	125 Hz	250 Hz	500 Hz	1000 Hz	2000 Hz	4000 Hz	8000 Hz	L_{WA}
1	inlet	51	55	66	71	75	72	70	71	79
	outlet	50	58	74	77	81	79	73	72	85
2	inlet	51	54	65	70	72	70	68	68	77
	outlet	51	57	74	75	79	76	70	68	83
3	inlet	51	54	65	69	70	68	66	61	75
	outlet	48	56	72	79	77	73	68	62	82



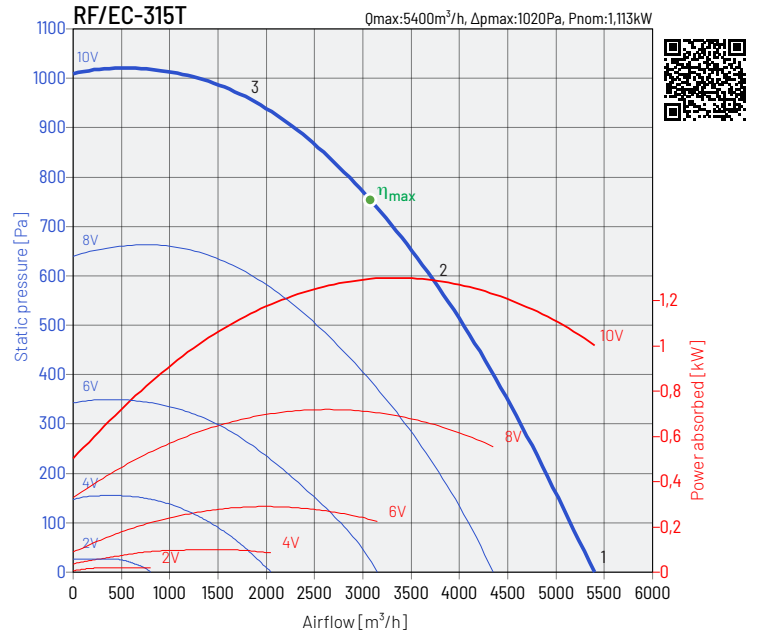
working point		63 Hz	125 Hz	250 Hz	500 Hz	1000 Hz	2000 Hz	4000 Hz	8000 Hz	L_{WA}
1	inlet	42	52	69	71	74	73	71	67	79
	outlet	40	51	69	78	81	81	79	70	86
2	inlet	43	51	64	67	70	69	65	59	75
	outlet	43	53	65	76	78	77	75	67	83
3	inlet	46	49	71	69	68	68	65	57	76
	outlet	46	52	77	75	77	76	74	65	83



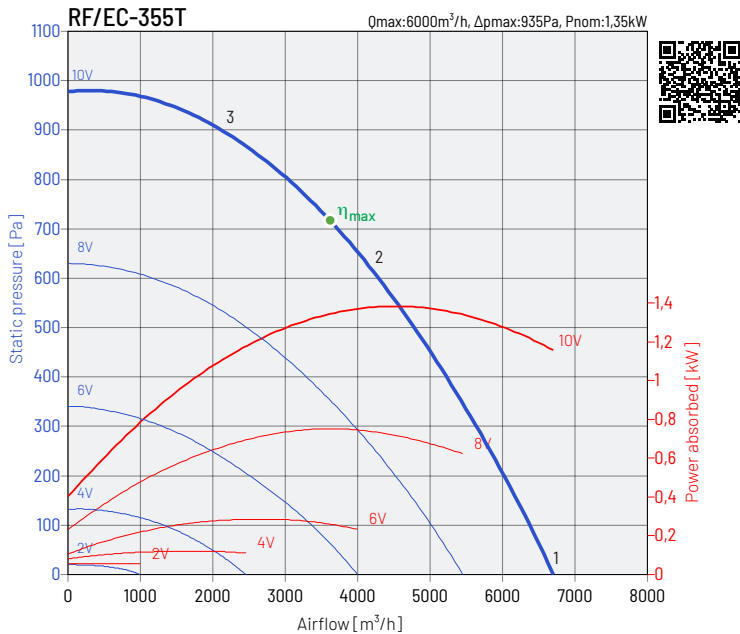
PERFORMANCE CHARACTERISTICS OF THE FANS



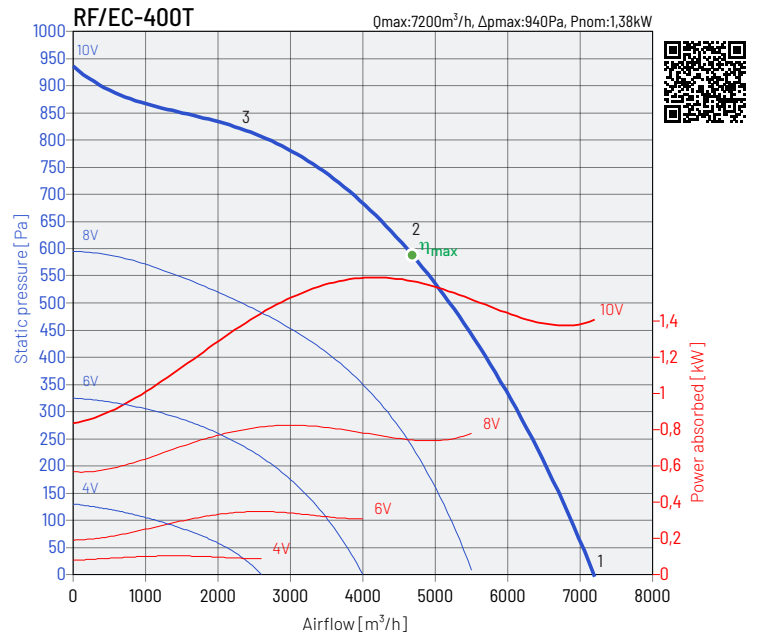
working point		63 Hz	125 Hz	250 Hz	500 Hz	1000 Hz	2000 Hz	4000 Hz	8000 Hz	L_{wa}
1	inlet	40	52	59	64	61	59	58	59	68
	outlet	39	55	61	67	68	68	63	60	73
2	inlet	39	48	54	59	56	54	51	50	63
	outlet	38	51	56	62	63	62	56	51	68
3	inlet	53	60	64	64	60	58	54	48	69
	outlet	53	62	66	67	67	64	57	50	73



working point		63 Hz	125 Hz	250 Hz	500 Hz	1000 Hz	2000 Hz	4000 Hz	8000 Hz	L_{wa}
1	inlet	49	60	74	79	76	73	73	68	83
	outlet	49	62	77	82	86	83	78	73	89
2	inlet	51	62	72	77	73	68	65	59	80
	outlet	52	64	73	80	83	80	73	65	86
3	inlet	53	61	68	75	70	67	63	58	78
	outlet	52	63	72	78	79	79	72	63	84



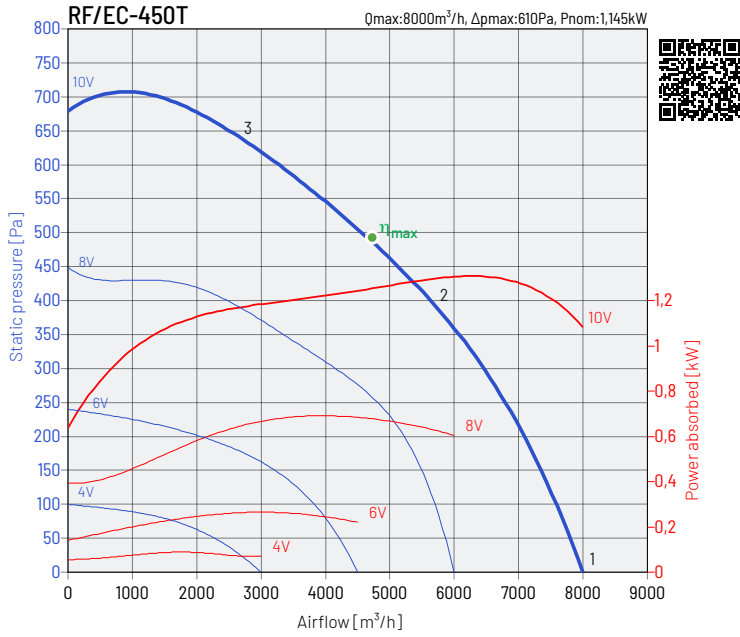
working point		63 Hz	125 Hz	250 Hz	500 Hz	1000 Hz	2000 Hz	4000 Hz	8000 Hz	L_{wa}
1	inlet	47	61	71	76	72	70	70	62	80
	outlet	47	64	73	80	82	78	76	67	86
2	inlet	45	57	67	70	66	63	61	55	74
	outlet	45	58	69	74	77	72	67	59	80
3	inlet	53	63	70	72	68	66	62	56	76
	outlet	54	67	73	76	77	74	69	61	82



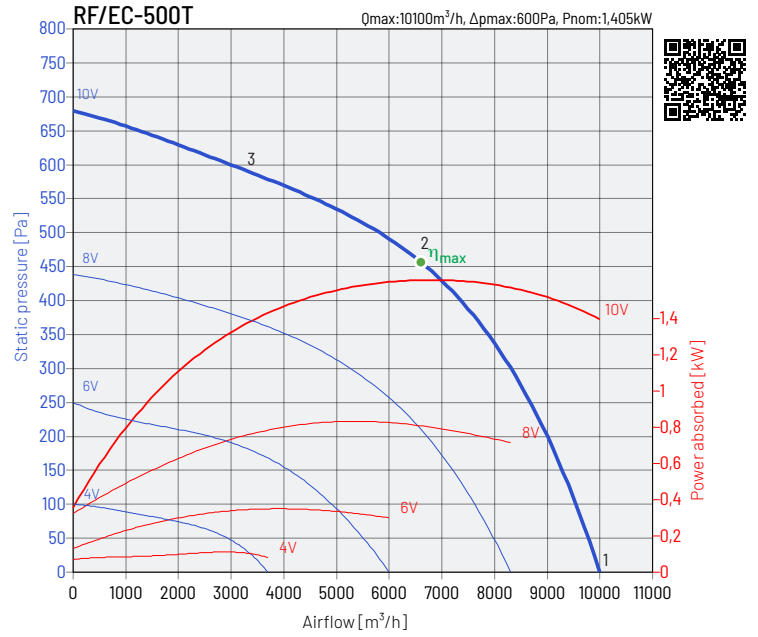
working point		63 Hz	125 Hz	250 Hz	500 Hz	1000 Hz	2000 Hz	4000 Hz	8000 Hz	L_{wa}
1	inlet	48	63	73	76	72	72	69	62	80
	outlet	49	68	76	81	83	78	74	65	87
2	inlet	49	62	73	72	68	65	61	58	77
	outlet	49	63	75	78	79	73	67	60	83
3	inlet	52	64	73	72	68	65	61	56	77
	outlet	53	66	76	77	77	71	66	59	82



PERFORMANCE CHARACTERISTICS OF THE FANS



working point		63 Hz	125 Hz	250 Hz	500 Hz	1000 Hz	2000 Hz	4000 Hz	8000 Hz	L_{WA}
1	inlet	46	62	69	71	67	68	66	67	76
	outlet	47	64	72	77	77	74	72	66	82
2	inlet	45	62	67	67	64	62	58	61	72
	outlet	45	62	70	73	73	67	63	59	78
3	inlet	51	63	69	68	66	63	59	55	74
	outlet	51	64	74	74	73	68	63	56	79



working point		63 Hz	125 Hz	250 Hz	500 Hz	1000 Hz	2000 Hz	4000 Hz	8000 Hz	L_{WA}
1	inlet	46	65	69	69	67	68	66	72	77
	outlet	49	65	72	74	75	71	70	69	80
2	inlet	45	60	66	70	70	64	59	60	75
	outlet	45	60	68	71	71	65	60	60	76
3	inlet	53	62	68	64	65	60	56	54	72
	outlet	54	64	70	70	69	65	60	55	75



ECO PROJECT

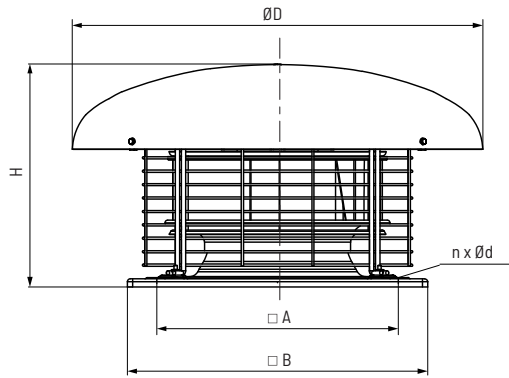
Type	RF/EC-125/L	RF/EC-125/H	RF/EC-125/E	RF/EC-160/L	RF/EC-160/H
a Supplier name	VENTURE INDUSTRIES	VENTURE INDUSTRIES	VENTURE INDUSTRIES	VENTURE INDUSTRIES	VENTURE INDUSTRIES
b Article number	43522910	43522912	43522914	43522915	43522918
c Device category	NRVU	NRVU	NRVU	NRVU	NRVU
c Device type	UVU	UVU	UVU	UVU	UVU
d Type of drive	variable speed drive v	variable speed drive v	variable speed drive v	variable speed drive v	variable speed drive v
e Type of heat recovery system	not applicable	not applicable	not applicable	not applicable	not applicable
f Thermal efficiency of heat recovery [%]	not applicable	not applicable	not applicable	not applicable	not applicable
g Reference flow rate in NRVU [m³/s]	0,06	0,1	0,13	0,17	0,19
h Electric power input [kW]	0,03	0,06	0,17	0,13	0,17
i SFPint [W/(m²/s)]	585	644	1247	763	880
j Face velocity [m/s]	0,38	0,64	0,9	0,94	1,08
k Δps, ext [Pa]	198	245	516	317	423
l Δps, int [Pa]	not applicable	not applicable	not applicable	not applicable	not applicable
m Δps, add [Pa]	not applicable	not applicable	not applicable	not applicable	not applicable
n Static efficiency of fans [%]	33,00%	38,00%	41,00%	39,00%	47,00%
o Maximum external leakage rate [%]	0	0	0	0	0
p Energy performance	not applicable	not applicable	not applicable	not applicable	not applicable
q Visual filter warning	not applicable	not applicable	not applicable	not applicable	not applicable
r L _{WA} [dB(A)]	66	67	76	69	73
s Internet address	www.ventur.eu	www.ventur.eu	www.ventur.eu	www.ventur.eu	www.ventur.eu

Type	RF/EC-200	RF/EC-250/L	RF/EC-250/H	RF/EC-315	RF/EC-315T
a Supplier name	VENTURE INDUSTRIES	VENTURE INDUSTRIES	VENTURE INDUSTRIES	VENTURE INDUSTRIES	VENTURE INDUSTRIES
b Article number	43522921	43522922	43522925	43522931	43522932
c Device category	NRVU	NRVU	NRVU	NRVU	NRVU
c Device type	UVU	UVU	UVU	UVU	UVU
d Type of drive	variable speed drive v	variable speed drive v	variable speed drive v	variable speed drive v	variable speed drive v
e Type of heat recovery system	not applicable	not applicable	not applicable	not applicable	not applicable
f Thermal efficiency of heat recovery [%]	not applicable	not applicable	not applicable	not applicable	not applicable
g Reference flow rate in NRVU [m³/s]	0,25	0,33	0,44	0,83	0,85
h Electric power input [kW]	0,15	0,22	0,44	1,24	1,24
i SFPint [W/(m²/s)]	617	673	1017	1491	1468
j Face velocity [m/s]	1,13	1,42	1,91	3,24	3,29
k Δps, ext [Pa]	299	320	569	783	771
l Δps, int [Pa]	not applicable	not applicable	not applicable	not applicable	not applicable
m Δps, add [Pa]	not applicable	not applicable	not applicable	not applicable	not applicable
n Static efficiency of fans [%]	48,00%	48,00%	55,00%	53,00%	53,00%
o Maximum external leakage rate [%]	0	0	0	0	0
p Energy performance	not applicable	not applicable	not applicable	not applicable	not applicable
q Visual filter warning	not applicable	not applicable	not applicable	not applicable	not applicable
r L _{WA} [dB(A)]	70	72	78	66	77
s Internet address	www.ventur.eu	www.ventur.eu	www.ventur.eu	www.ventur.eu	www.ventur.eu

Type	RF/EC-355T	RF/EC-400T	RF/EC-450T	RF/EC-500T
a Supplier name	VENTURE INDUSTRIES	VENTURE INDUSTRIES	VENTURE INDUSTRIES	VENTURE INDUSTRIES
b Article number	43522936	43522941	43522946	43522951
c Device category	NRVU	NRVU	NRVU	NRVU
c Device type	UVU	UVU	UVU	UVU
d Type of drive	variable speed drive v	variable speed drive v	variable speed drive v	variable speed drive v
e Type of heat recovery system	not applicable	not applicable	not applicable	not applicable
f Thermal efficiency of heat recovery [%]	not applicable	not applicable	not applicable	not applicable
g Reference flow rate in NRVU [m³/s]	0,97	1,31	1,43	1,99
h Electric power input [kW]	1,27	1,62	1,35	1,61
i SFPint [W/(m²/s)]	1310	1231	943	808
j Face velocity [m/s]	3,08	3,67	3,65	4,52
k Δps, ext [Pa]	649	592	467	427
l Δps, int [Pa]	not applicable	not applicable	not applicable	not applicable
m Δps, add [Pa]	not applicable	not applicable	not applicable	not applicable
n Static efficiency of fans [%]	49,5%	48,1%	49,5%	52,8%
o Maximum external leakage rate [%]	0	0	0	0
p Energy performance	not applicable	not applicable	not applicable	not applicable
q Visual filter warning	not applicable	not applicable	not applicable	not applicable
r L _{WA} [dB(A)]	75	76	72	72
s Internet address	www.ventur.eu	www.ventur.eu	www.ventur.eu	www.ventur.eu




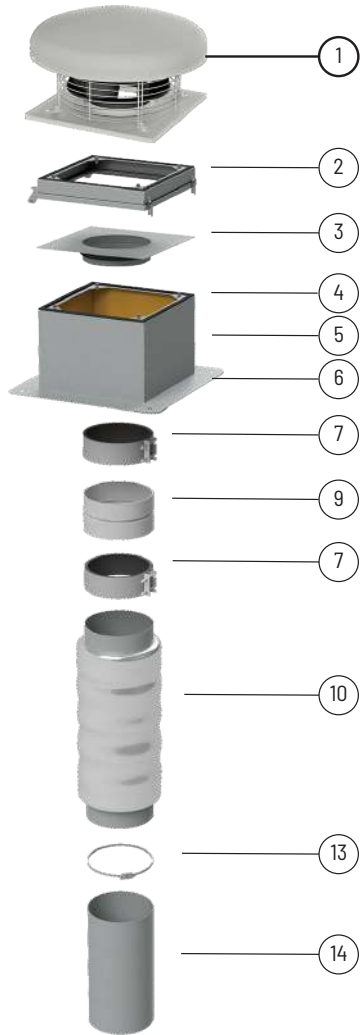
DIMENSIONS



type	A mm	B mm	$\varnothing D$ mm	H mm	$\varnothing d$ mm	n holes
RF/EC-125	245	300	355	191	10	4
RF/EC-160	245	300	355	191	10	4
RF/EC-200	330	435	457	246	12	4
RF/EC-250	330	435	552	316	12	4
RF/EC-315	330	435	552	316	12	4
RF/EC-355	450	560	765	416	12	4
RF/EC-400	450	560	765	416	12	4
RF/EC-450	535	630	765	421	12	4
RF/EC-500	590	710	1000	535	12	4



MOUNTING ACCESSORIES - Mounting type A




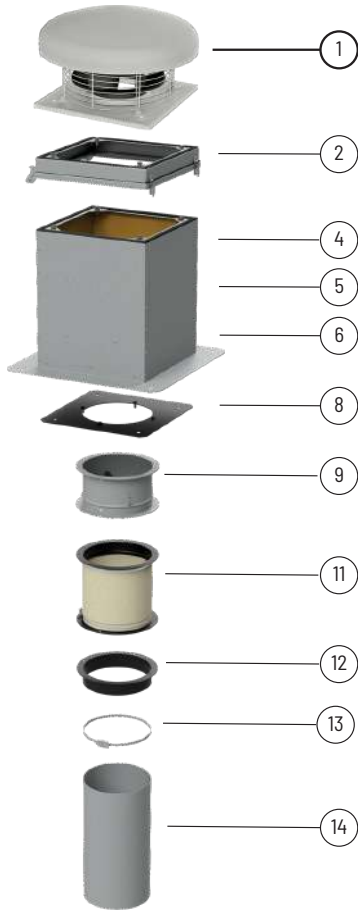
type	swing module U	plate with stub PZK	flat roof up RSS	flat roof up RS	flat roof up RSA
RF/EC-125	U 300	PZK-125	RSS 300	RS 300	RSA 300
RF/EC-160	U 300	PZK-160	RSS 300	RS 300	RSA 300
RF/EC-200	U 435	PZK-200	RSS 435	RS 435	RSA 435
RF/EC-250	U 435	PZK-250	RSS 435	RS 435	RSA 435
RF/EC-315	U 435	PZK-315	RSS 435	RS 435	RSA 435
RF/EC-355	U 560	-	RSS 560	RS 560	RSA 560
RF/EC-400	U 560	-	RSS 560	RS 560	RSA 560
RF/EC-450	U 630	-	RSS 630	RS 630	RSA 630
RF/EC-500	U 710	-	RSS 710	RS 710	RSA 710



type	anti-vibration bandage ACOP PL	backflow preventer CAR-PL	duct silencer AKU-COMP	duct clips SBF	ventilation duct VENTAL
RF/EC-125	ACOP PL 125	CAR-PL 125	AKU-COMP 125	SBF 60-135	VENTAL 127
RF/EC-160	ACOP PL 160	CAR-PL 160	AKU-COMP 160	SBF 60-165	VENTAL 165
RF/EC-200	ACOP PL 200	CAR-PL 200	AKU-COMP 200	SBF 60-215	VENTAL 203
RF/EC-250	ACOP PL 250	CAR-PL 250	AKU-COMP 250	SBF 60-325	VENTAL 254
RF/EC-315	ACOP PL 315	CAR-PL 315	AKU-COMP 315	SBF 60-325	VENTAL 315
RF/EC-355	-	-	-	-	-
RF/EC-400	-	-	-	-	-
RF/EC-450	-	-	-	-	-
RF/EC-500	-	-	-	-	-



MOUNTING ACCESSORIES - Mounting type B



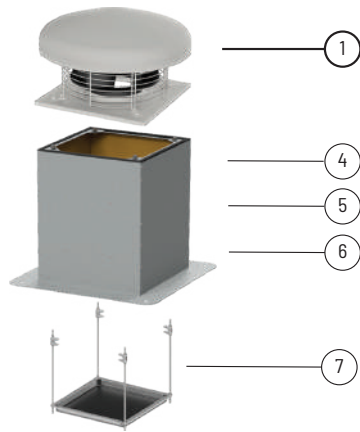
type	swing module U	flat roof up RSS	flat roof up RS	flat roof up RSA	mounting plate P
RF/EC-125	U 300	RSS 300	RS 300	RSA 300	P 300
RF/EC-160	U 300	RSS 300	RS 300	RSA 300	P 300
RF/EC-200	U 435	RSS 435	RS 435	RSA 435	P 435
RF/EC-250	U 435	RSS 435	RS 435	RSA 435	P 435
RF/EC-315	U 435	RSS 435	RS 435	RSA 435	P 435
RF/EC-355	U 560	RSS 560	RS 560	RSA 560	P 560
RF/EC-400	U 560	RSS 560	RS 560	RSA 560	P 560
RF/EC-450	U 630	RSS 630	RS 630	RSA 630	P 630
RF/EC-500	U 710	RSS 710	RS 710	RSA 710	P 710



type	backdraught dumper KZD	flexible connector ZDPO	stub pipe K	duct clips SBF	ventilation duct VENTAL
RF/EC-125	KZD 300	ZDPO 300	K 300	SBF 60-135	VENTAL 165
RF/EC-160	KZD 300	ZDPO 300	K 300	SBF 60-165	VENTAL 165
RF/EC-200	KZD 435	ZDPO 435	K 435	SBF 60-215	VENTAL 254
RF/EC-250	KZD 435	ZDPO 435	K 435	SBF 60-325	VENTAL 254
RF/EC-315	KZD 435	ZDPO 435	K 435	SBF 60-325	VENTAL 254
RF/EC-355	KZD 560-N	ZDPO 560	K 560	-	-
RF/EC-400	KZD 560-N	ZDPO 560	K 560	-	-
RF/EC-450	KZD 630-N	ZDPO 630	K 630	-	-
RF/EC-500	KZD 710-N	ZDPO 710	K 710	-	-



MOUNTING ACCESSORIES - Mounting type B



type	flat roof up RSS	flat roof up RS	flat roof up RSA	drip tray T
RF/EC-125	RSS 300	RS 300	RSA 300	T 300
RF/EC-160	RSS 300	RS 300	RSA 300	T 300
RF/EC-200	RSS 435	RS 435	RSA 435	T 435
RF/EC-250	RSS 435	RS 435	RSA 435	T 435
RF/EC-315	RSS 435	RS 435	RSA 435	T 435
RF/EC-355	RSS 560	RS 560	RSA 560	T 560
RF/EC-400	RSS 560	RS 560	RSA 560	T 560
RF/EC-450	RSS 630	RS 630	RSA 630	T 630
RF/EC-500	RSS 710	RS 710	RSA 710	T 710

Article numbers

43527200 U 300	43526510 RSS 300	40521815 ACOP PL 125	40521020-01 CAR-PL 125	40521520 AKU-COMP 125	18520165-01 SBF 60-165
43527210 U 435	43526520 RSS 435	40521820 ACOP PL 160	40521030-01 CAR-PL 160	40521530 AKU-COMP 160	18520215-01 SBF 60-215
43527220 U 560	43526530 RSS 560	40521825 ACOP PL 200	40521040-01 CAR-PL 200	40521540 AKU-COMP 200	18520325-01 SBF 60-325
43527230 U 630	43526540 RSS 630	40521830 ACOP PL 250	40521050-01 CAR-PL 250	40521550 AKU-COMP 250	11027127 VENTAL 127
43527240 U 710	43526550 RSS 710	40521835 ACOP PL 315	40521060-01 CAR-PL 315	40521560 AKU-COMP 315	11027165 VENTAL 165
43527250 U 905	43526711 RS 300	43526300 P 300	43527300 KZD 300	43527400 ZDPO 300	11027203 VENTAL 203
43528610 PZK-125	43526020 RS 435	43526310 P 435	43527310 KZD 435	43527410 ZDPO 435	11027254 VENTAL 254
43528620 PZK-160	43526030 RS 560	43526320 P 560	43527320 KZD 560	43527420 ZDPO 560	11027315 VENTAL 315
43528630 PZK-200	43526040 RS 630	43526330 P 630	43527330 KZD 630	43527430 ZDPO 630	43527500 T 300
43528640 PZK-250	43526050 RS 710	43526340 P 710	43527340 KZD 710	43527440 ZDPO 710	43527510 T 435
43528650 PZK-315	43526110 RSA 300			43526400 K 300	43527520 T 560
	43526120 RSA 435			43526410 K 435	43527530 T 630
	43526130 RSA 560			43526420 K 560	43527540 T 710
	43526140 RSA 630			43526430 K 630	43527550 T 905
	43526150 RSA 710			43526440 K 710	



ELECTRICAL ACCESSORIES



type	wall thermostat	duct thermostat	duct thermostat	air quality sensor	humidistat	thyristor regulator
	TS	TK-1	TK-21	SQA	HIG-2	REB ECOWATT
RF/EC-125/L	TS	TK-1	TK-21	SQA	HIG-2	REB-ECOWATT
RF/EC-125/H	TS	TK-1	TK-21	SQA	HIG-2	REB-ECOWATT
RF/EC-125/E	TS	TK-1	TK-21	SQA	HIG-2	REB-ECOWATT
RF/EC-160/L	TS	TK-1	TK-21	SQA	HIG-2	REB-ECOWATT
RF/EC-160/H	TS	TK-1	TK-21	SQA	HIG-2	REB-ECOWATT
RF/EC-200	TS	TK-1	TK-21	SQA	HIG-2	REB-ECOWATT
RF/EC-250/L	TS	TK-1	TK-21	SQA	HIG-2	REB-ECOWATT
RF/EC-250/H	TS	TK-1	TK-21	SQA	HIG-2	REB-ECOWATT
RF/EC-315	TS	TK-1	TK-21	SQA	HIG-2	REB-ECOWATT
RF/EC-315T	TS + DILM7-10	TK-1 + DILM7-10	TK-21 + DILM7-10	SQA + DILM7-10	HIG-2 + DILM7-10	REB-ECOWATT
RF/EC-355	TS + DILM7-10	-	TK-21 + DILM7-10	SQA + DILM7-10	HIG-2 + DILM7-10	REB ECOWATT
RF/EC-400	TS + DILM7-10	-	TK-21 + DILM7-10	SQA + DILM7-10	HIG-2 + DILM7-10	REB ECOWATT
RF/EC-450	TS + DILM7-10	-	TK-21 + DILM7-10	SQA + DILM7-10	HIG-2 + DILM7-10	REB ECOWATT
RF/EC-500	TS + DILM7-10	-	TK-21 + DILM7-10	SQA + DILM7-10	HIG-2 + DILM7-10	REB ECOWATT

Article numbers

91040997 DILM7-10

40025345 TS

40025320 TK-21

40025140 SQA

40025150 HIG-2

40025005 REB ECOWATT